


**CULTURAL CENTER,  
NEW CALEDONIA,  
1998**  
Renzo Piano



# PROMULTIFIX SYSTEM®

## INSTRUCTIONS FOR LAYING

**PROGRESS PROFILES®** has filed an innovative patent PROMULTIFIX SYSTEM® in respect of a wide range of aluminum profiles covered with very strong films in 77 wooden finishes are available (of which 55 on demand), plus 6 anodized finishes (of which 3 on demand). The PROMULTIFIX SYSTEM® system is a multipurpose profile for finishing laminate, melamine-coated, parquet and wood floating floors.

**FIXING:** it can be fixed with adhesive, nylon anchors, glue, flatten down base and screws.

**STANDARD Wooden FINISHES:** Light oak (strip), Light cherry (strip), Red walnut (merbau-apple-walnut), Light zerbano, Oak powder, White oak, Grey oak, Victoria oak, Pink oak, Havana oak, Edinburgh oak, Carvi oak, Ice oak, Grace oak, Honey oak, Black decape', Cork oak, Sand oak, Tripoli, Bangkok, Liotard, New white.

**STANDARD ALUMINIUM FINISHES:** anodized Silver, Gold and Bronze.

### COLOURS

(For a precise assessment of colours request the wooden finishes sample range)

ANODIZED									
ON DEMAND - MINIMUM QUANTITY 100 PCS									
AO - Anod. gold aluminium	AA - Anod. silver aluminium	AB - Anod. bronze aluminium	AT - Anod. titanium aluminium	CH - Anod. champagne alum.	SB - Anod. sand aluminium				
05W - Light oak (strip)	07W - Light cherry (strip)	09W - Red walnut (merbau-apple-walnut)	18W - Light zerbano	21W - Oak powder	29W - White oak	30W - Grey oak	31W - Victoria oak	32W - Pink oak	
34W - Havana oak	35W - Edinburgh oak	37W - Carvi oak	41W - Ice oak	42W - Grace oak	44W - Honey oak	46W - Black decape'	48W - Cork oak	49W - Sand oak	
65W - Tripoli	73W - Bangkok	75W - Liotard	93W - New white						

On request it is possible to realize other finishes of the color range: minimum order 100 pcs. Delivery time 4/5 weeks. Price to agreed. For sample finishes, contact the sales office for minimum quantities, timing and costs.

### PROMULTIFIX SYSTEM

PROMULTIFIX SYSTEM is composed of an aluminium profile with adhesive, with a lengthwise groove in form of dovetail, where nylon anchors can be inserted, or a punched aluminium flatten down base for an easy and invisible fixing.

### NYLON SCREW ANCHORS



### PERIMETRIC SUPPORTS



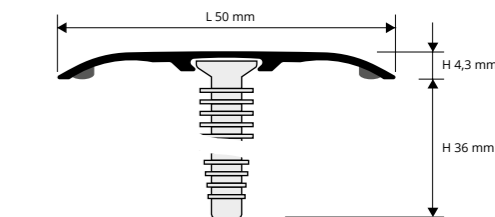
### FLATTEN DOWN BASE



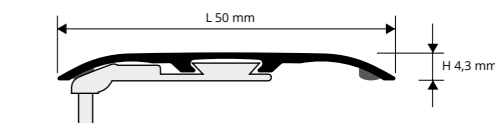
It is a system composed of a special TOP with adhesive, with a visible surface of 44.7 mm, anodized aluminium or covered with wooden film. The aluminium TOP can be fixed to the floor in different ways: with adhesive, with nylon anchors, support with removable spacers, flatten down base.



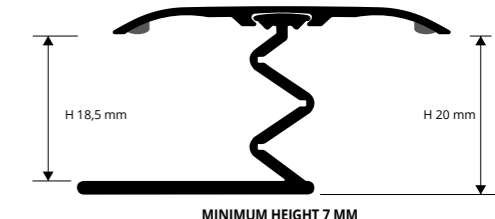
PMPFX... 42090AS / 42A scale 1:1



PMPFX... 42090AS / 42A scale 1:1



PMPFX... 42090AS / 42A + PFIKBS 23 scale 1:1



TOP IN ANOD. ALUMINIUM with adhesive (6 finishes of which 3 on demand) + n.3 KIT (15 screws, 15 perimeter pins, 6 joints) thermo packed - bar length 2,7 lm - pack. 20 Pcs - 54 lm

Article	L mm	€/lm	€/Pc
PMPFX... 42A	44,7	6,95	18,77

TOP IN ANOD. ALUMINIUM with adhesive (6 finishes of which 3 on demand) + n.1 KIT (5 screws, 4 perimeter pins, 2 joints) thermo packed - bar length 0,90 lm - 15 Pcs

Article	L mm	€/Pc
PMPFX... 42090AS	44,7	7,30

TOP IN ALUM. COVERED with adhesive (77 wooden finishes of which 55 on demand) + n.3 KIT (15 screws, 12 perimeter pins, 6 joints) thermo packed - bar length 2,7 lm - pack. 20 Pcs - 54 lm

Article	L mm	€/lm	€/Pc
PMPFX... 42A	44,7	9,95	26,87

TOP IN ALUM. COVERED with adhesive (77 wooden finishes of which 55 on demand) + n.1 KIT (5 screws, 4 perimeter pins, 2 joints) thermo packed - bar length 0,90 lm - 15 Pcs

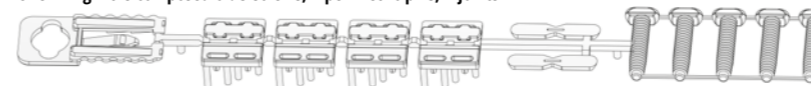
Article	L mm	€/Pc
PMPFX... 42090AS	44,7	10,45

Available in the colours: AO - AA - AB (AT, CH and SB on demand with a minimum quantity order of 100 pcs) and in the wooden finishes: 05W - 07W - 09W - 18W - 21W - 29W - 30W - 31W - 32W - 34W - 35W - 37W - 41W - 42W - 44W - 46W - 48W - 49W - 65W - 73W - 75W - 93W. The code of the selected colour must be added to the article code. E.g.: PMPFX... 42A (chosen finish anod. gold) PMPFXAO 42A.

### EXAMPLES AND INSTRUCTIONS FOR LAYING METHODS

1. Choose the profile of the required finish, if necessary cut the TOP in the required length.
2. Clean, remove the grease and dry the substrate: the temperature should be at least of 15° C.
3. Remove the paper protection from the adhesive and lay the TOP with a vertical pressure without moving the profile.
4. Remove the paper protection from the adhesive.
5. Insert the screw anchors in the profile dovetail groove.
6. Beat with a rubber/pvc hammer to insert the screw anchors into the holes.
7. Cut the flatten down base to the requested length.
8. Remove the paper protection from the adhesive.
9. Insert the base into the profile groove dovetail, then fix or glue the base to the floor.
10. Make a uniform pressure on the profile with the hands or a rubber hammer.
11. Cut the perimetric pins according to the thickness of the floor.
12. Insert the perimetric pins into the profile groove dovetail using 4 supports per linear meter.
13. Fix the profil making a uniform pressure on the profile with the hands, but do not move the profile.

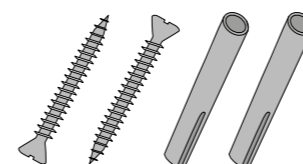
One fixing kit is composed of: 5 screws, 4 perimetric pins, 2 joints



## SCREWS AND SCREW ANCHORS, TAP-DOWN BASE

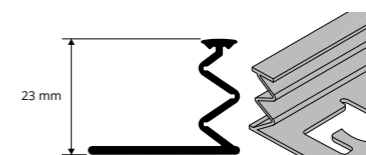
NICKEL - PLATED FLATHEAD SCREWS + SCREW ANCHORS pack 1.000 Pcs

Article	Ø mm	L mm	€/Pack.
VINIPT 325	3	25	72,19



PROFIXER TAP-DOWN BASE - ALUM. PUNCHED/PERFORED bar length 2,7 lm - pack. 20 Pcs - 54 lm

Article	H mm	€/lm	€/Pc
PFIKBS 23	23	5,31	14,34



© 2019 All rights reserved by Progress Profiles. Printed in Italy

© 2019 All rights reserved by Progress Profiles. Printed in Italy

# WOODEN/LVT

COLOURS  
STANDARD AND ON DEMAND

**STANDARD COLORS ARE SHOWN UNDER EACH PRODUCT**  
For a precise assessment of colours request the wooden finishes sample range  
For sample finishes, contact the sales office for minimum quantities, timing and costs.

## WOOD COLOURS

04W - Dark beech	05W - Light oak (strip)	06W - Dark oak (Walnut)	07W - Light cherry (strip)	08W - Dark cherry (board)	09W - Red walnut (merbau-apple-walnut)	10W - Wengè (Panga-Panga - Wengè)	11W - Decapè bleached	13W - Indonesian teak
18W - Light zerbano	21W - Oak powder	25W - Bleached fir	28W - Aspen oak	29W - White oak	30W - Grey oak	31W - Victoria oak	32W - Pink oak	33W - Sawed oak
34W - Havana oak	35W - Edinburgh oak	36W - American oak	37W - Carvi oak	38W - Queens oak	39W - Grey elm	40W - Brown oak	41W - Ice oak	42W - Grace oak
43W - Manhattan oak	44W - Honey oak	45W - Marocco oak	46W - Black decapè	47W - Black oak	48W - Cork oak	49W - Sand oak	50W	51W
52W	53W	54W	55W	56W	57W	58W	59W	60W
61W	62W	63W	64W	65W - Tripoli	66W	67W	68W	69W
70W	71W	72W	73W - Bangkok	74W	75W - Liotard	76W	77W	78W
79W	80W	81W	82W	83W	84W	85W	86W	87W
					* only for SKIRTING BTPRM 70 ANGLE BAR AGEM 25			
88W	89W	90W	93W - New white	M - Mahogany*	* only for SKIRTING BTPRM 70 ANGLE BAR AGEM 25			

## ANODIZED COLOURS


AO - Anod. gold aluminium	AA - Anod. silver aluminium	AB - Anod. bronze aluminium	AT - Anod. titanium aluminium	CH - Anod. champagne alum.	SB - Anod. sand aluminium

# PROINSERT SYSTEM®

INSTRUCTIONS FOR LAYING

**PROGRESS® PROFILES** has filed an innovative patent PROINSERT SYSTEM in respect of a wide range of aluminum profiles covered with very strong films in 77 wooden finishes are available, plus 6 anodized finishes.  
The **PROINSERT SYSTEM** system comprises a complete set of profiles for finishing laminate, melamine-coated, parquet and wood floating floors.  
**INTERCHANGEABLE INSERTS** in 7 heights: (H 07, 09, 11, 13, 15, 17 and 19 mm). **PROFILES COVERED** with film: resistant to wear and UV rays (classe AC1). **TWO VERSATILE VERSIONS OF BASES:** available for fixing with glue or screws.

## INSTRUCTIONS FOR LAYING:




1) Choose between the two types of aluminum base.



2) Fix and/or glue the base to the floor.



3) Lay the floor correctly leaving between 3 and 10 mm gap for the natural expansion of the wood.



4) Choose the vinyl resin insert according to the clear height and thickness of the floor.



5) Keep the profile with the groove for insertion facing upwards and slot in the insert from the top downwards (if it does not slide easily, lubricate with water, silicone spray or vegetable oil).



6) Place the profile over the "U" shaped channel.



7) With the help of a wooden tapping block, apply pressure evenly over the whole length of the profile using a hammer. If tapping is done correctly, a "click" will be heard when the profile slots into place.

© 2010 All rights reserved by Progress Profiles. Printed in Italy

© 2010 All rights reserved by Progress Profiles. Printed in Italy

WOODEN/LVT

**THESE PROFILES ARE APPLIED TO CREATE:**

- Threshold covers and expansion joints (SOL 30, SOL 40P and SOL 50)
- Transition joints for differences in level and floors in differing materials and thickness (ZERO CURVE)
- Perimeter joints or terminal expansion pieces (TERMINAL PIN)
- Corner joints and step nosings (serie STYLE STAIR)

**SOL 30, SOL 40P AND SOL 50**



**ZERO CURVE**



**TERMINAL PIN**



**STYLE STAIR / STYLE STAIR L**



**PROFIXER LINE SYSTEM**

The **PROFIXER LINE SYSTEM** comprises an assortment of profiles in aluminum with a longitudinal dovetail groove/channel into which the anchors or the tap-down punched/perforated aluminum profile may be inserted for easy and invisible fixing.

**NYLON SCREW ANCHORS**



**TAP-DOWN BASE**



**SOL 40P** range comprises a large assortment of universal jointing profiles in aluminium covered with film that is highly resistant to pedestrian traffic, wear, UV rays and commonly used floor cleaning products. Thanks to the insert in rigid PVC (non-conducting) between the base and the top, the new **SOL 40P** stops and eliminates electrostatic charges and magnetic fields and whatever else may be transmitted between two floors (e.g.: heated floors). 77 wooden finishes are available (of which 45 on demand), plus 6 anodized finishes (of which 3 on demand). Any insert of height H 7, 9, 11, 13, 15, 17 and 19 mm may be used with either the punched/perforated base for screwing or for gluing. Covering width 40 mm.

**SOL 40P**

TOP 77 WOODEN FINISHES (45 on demand)  
6 ANODIZED FINISHES (3 on demand)  
+ PIN INSERT + ALUMINIUM BASE



ALUM. TOP + PIN INSERT + ALUM. BASE 45 PUNCHED/PERFORED (6 anod. alum. finishes of which 3 on demand) thermo packed bar length 2,7 lm - pack. 20 Pcs - 54 lm (PIN 17, 19 - 40,5 lm)

Article	H mm	€/lm	€/Pc
PISPC... 407 (PIN insert 07)	7 / 10	11,94	32,24
PISPC... 409 (PIN insert 09)	9 / 12	12,05	32,54
PISPC... 4011 (PIN insert 11)	11 / 14	12,16	32,83
PISPC... 4013 (PIN insert 13)	13 / 16	12,27	33,13
PISPC... 4015 (PIN insert 15)	15 / 18	12,39	33,45
PISPC... 4017 (PIN insert 17)	17 / 20	12,59	33,99
PISPC... 4019 (PIN insert 19)	19 / 22	12,75	34,43

**COMPLETE**

ALUM. TOP + PIN INSERT + ALUM. BASE 45 PUNCHED/PERFORED (6 anod. alum. finishes of which 3 on demand) thermo packed length 0,90 lm - 15 Pcs (PIN 13, 15, 17, 19 - 10 Pcs)

Article	H mm	€/Pc
PISPC... 4079S (PIN insert 07)	7 / 10	12,21
PISPC... 4099S (PIN insert 09)	9 / 12	12,38
PISPC... 40119S (PIN insert 11)	11 / 14	12,58
PISPC... 40139S (PIN insert 13)	13 / 16	12,80
PISPC... 40159S (PIN insert 15)	15 / 18	13,02
PISPC... 40179S (PIN insert 17)	17 / 20	13,36
PISPC... 40199S (PIN insert 19)	19 / 22	13,70

ALUM. TOP COVERED + PIN INSERT + ALUM. BASE 45 PUNCHED/PERFORED (77 wooden finishes of which 45 on demand) thermo packed bar length 2,7 lm - pack. 20 Pcs - 54 lm (PIN 17, 19 - 40,5 lm)

Article	H mm	€/lm	€/Pc
PISPC... 407 (PIN insert 07)	7 / 10	16,60	44,82
PISPC... 409 (PIN insert 09)	9 / 12	16,72	45,14
PISPC... 4011 (PIN insert 11)	11 / 14	16,83	45,44
PISPC... 4013 (PIN insert 13)	13 / 16	16,93	45,71
PISPC... 4015 (PIN insert 15)	15 / 18	17,06	46,06
PISPC... 4017 (PIN insert 17)	17 / 20	17,30	46,71
PISPC... 4019 (PIN insert 19)	19 / 22	17,56	47,41

**COMPLETE**

ALUM. TOP COVERED + PIN INSERT + ALUM. BASE 45 PUNCHED/PERFORED (77 wooden finishes of which 45 on demand) thermo packed length 0,90 lm - 15 Pcs (PIN 13, 15, 17, 19 - 10 PCS)

Article	H mm	€/Pc
PISPC... 4079S (PIN insert 07)	7 / 10	16,46
PISPC... 4099S (PIN insert 09)	9 / 12	16,69
PISPC... 40119S (PIN insert 11)	11 / 14	16,90
PISPC... 40139S (PIN insert 13)	13 / 16	17,13
PISPC... 40159S (PIN insert 15)	15 / 18	17,35
PISPC... 40179S (PIN insert 17)	17 / 20	17,70
PISPC... 40199S (PIN insert 19)	19 / 22	18,04

Available in the finishes: AO - AA - AB (AT, CH and SB available on demand with a minimum quantity order of 100 pcs) and in the wooden finishes: 04W - 05W - 07W - 09W - 13W - 18W - 21W - 25W - 29W - 30W - 31W - 32W - 33W - 34W - 35W - 36W - 37W - 38W - 39W - 41W - 42W - 44W - 45W - 46W - 48W - 49W - 53W - 54W - 55W - 65W - 73W - 75W. The code of the selected colour must be added to the article code. E.g.: PISPC... 4079S (chosen finish anod. gold) PISPCAO 4079S.

**EXAMPLES AND INSTRUCTIONS FOR LAYING METHODS**



1. Fix and/or glue the base to the floor. 2. Lay the floor leaving from 3 to 10 mm between the floor and the insert. 3. Choose the desired profile, if necessary cut TOP, PIN and BASE at the needed length and then insert the PIN in the TOP in the specific "dovetail" seat. The position the profile above the U-shaped snap-in seat of the base. 4. With the aid of a board, hammer the TOP to the desired fitting level.

**COLOURS**

(For a precise assessment of colours request the wooden finishes sample range)

ANODIZED					
AO - Anod. gold aluminium	AA - Anod. silver aluminium	AB - Anod. bronze aluminium	AT - Anod. titanium aluminium	CH - Anod. champagne alum.	SB - Anod. sand aluminium
<b>ON DEMAND - MINIMUM QUANTITY 100 PCS</b>					
04W - Dark beech	05W - Light oak (strip)	07W - Ciliegio chiaro (strip)	09W - Red walnut (merbau-apple-walnut)	13W - Indonesian teak	18W - Light zerbano
21W - Oak powder	25W - Bleached fir	29W - White oak	30W - Grey oak	31W - Victoria oak	32W - Pink oak
33W - Sawed oak	34W - Havana oak	35W - Edinburgh oak	36W - American oak	37W - Carvi oak	38W - Queens oak
39W - Grey elm	41W - Ice oak	42W - Grace oak	44W - Honey oak	45W - Marocco oak	46W - Black decape'
48W - Cork oak	49W - Sand oak	53W	54W	55W	65W - Tripoli
73W - Bangkok	75W - Liotard				

On request it is possible to realize other finishes of the color range: minimum order 100 pcs. Delivery time 4/5 weeks. Price to agreed. For sample finishes, contact the sales office for minimum quantities, timing and costs.

© 2010 All rights reserved by Progress Profiles. Printed in Italy

© 2010 All rights reserved by Progress Profiles. Printed in Italy

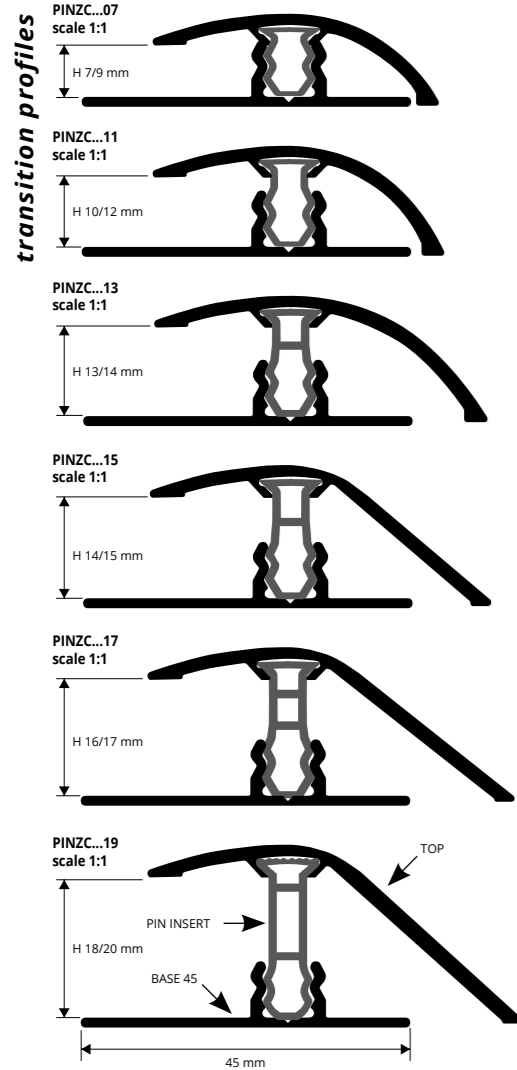
WOODEN/LVT

WOODEN/LVT

# ZERO CURVE

TOP 77 WOODEN FINISHES (45 on demand)  
AND 6 ANODIZED FINISHES (3 on demand)  
+ PIN INSERT + ALUMINIUM BASE

The **ZERO CURVE** range comprises a large assortment of terminal transition profiles for joining floors at different levels and with different thickness varying from 7 to 20 mm. 77 wooden finishes are available (of which 45 on demand), plus 6 anodized finishes (of which 3 on demand). There is a profile (top) and an insert (pin) for each height, while the base (punched or perforated) allows fixing by screwing or gluing.



**ALUM. TOP + PIN INSERT + ALUM. BASE 45 PUNCHED/PERFORED**  
(6 anod. alum. finishes of which 3 on demand) thermo packed  
bar length 2,7 lm - pack 20 Pcs - 54 lm - (PIN 15, 17 - 40,5 lm) (PIN 19 - 27 lm)

Article	H mm	€/lm	€/Pc
PINZC... 07 (top PINZ... 07 + PIN 07)	7 / 9	11,54	31,16
PINZC... 11 (top PINZ... 07 + PIN 11)	10 / 12	12,09	32,64
PINZC... 13 (top PINZ... 09 + PIN 13)	13 / 14	12,26	33,10
PINZC... 15 (top PINZ... 13 + PIN 15)	14 / 15	12,43	33,56
PINZC... 17 (top PINZ... 13 + PIN 17)	16 / 17	12,76	34,45
PINZC... 19 (top PINZ... 15 + PIN 19)	18 / 20	13,17	35,56

COMPLETE

**ALUM. TOP + PIN INSERT + ALUM. BASE 45 PUNCHED/PERFORATED**  
(6 anod. alum. finishes of which 3 on demand) thermo packed  
L. 0,90 lm - 15 Pcs (PIN 13, 15, 17, 19 - 10 Pcs)

Article	H mm	€/Pc
PINZC... 07S (top PINZ... 07 + PIN 07)	7 / 9	11,30
PINZC... 11S (top PINZ... 07 + PIN 11)	10 / 12	12,07
PINZC... 13S (top PINZ... 09 + PIN 13)	13 / 14	12,25
PINZC... 15S (top PINZ... 13 + PIN 15)	14 / 15	12,43
PINZC... 17S (top PINZ... 13 + PIN 17)	16 / 17	12,74
PINZC... 19S (top PINZ... 15 + PIN 19)	18 / 20	13,06

Available in the finishes: AO - AA - AB (AT, CH and SB available on demand with a minimum quantity order of 100 pcs) and in the wooden finishes: 04W - 05W - 07W - 09W - 13W - 18W - 21W - 25W - 29W - 30W - 31W - 32W - 33W - 34W - 35W - 36W - 37W - 38W - 39W - 41W - 42W - 44W - 45W - 46W - 48W - 49W - 53W - 54W - 55W - 65W - 73W - 75W. The code of the selected colour must be added to the article code. E.g.: PINZC... 07S (chosen finish anod. gold) PINZCAO 07S.

**ALUM. TOP COVERED + PIN INSERT + ALUM. BASE 45 PUNCHED/PERFORED**  
(77 wooden finishes of which 45 on demand) thermo packed  
bar length 2,7 lm - pack 20 Pcs - 54 lm - (PIN 15, 17 - 40,5 lm) (PIN 19 - 27 lm)

Article	H mm	€/lm	€/Pc
PINZC... 07 (top PINZ... 07 + PIN 07)	7 / 9	16,68	45,04
PINZC... 11 (top PINZ... 07 + PIN 11)	10 / 12	17,14	46,28
PINZC... 13 (top PINZ... 09 + PIN 13)	13 / 14	17,35	46,85
PINZC... 15 (top PINZ... 13 + PIN 15)	14 / 15	17,58	47,47
PINZC... 17 (top PINZ... 13 + PIN 17)	16 / 17	17,81	48,09
PINZC... 19 (top PINZ... 15 + PIN 19)	18 / 20	18,19	49,11

COMPLETE

**ALUM. TOP COVERED + PIN INSERT + ALUM. BASE 45 PUNCHED/PERFORED**  
(77 wooden finishes of which 45 on demand) thermo packed  
L. 0,90 lm - 15 Pcs (PIN 13, 15, 17, 19 - 10 Pcs)

Article	H mm	€/Pc
PINZC... 07S (top PINZ... 07 + PIN 07)	7 / 9	16,43
PINZC... 11S (top PINZ... 07 + PIN 11)	10 / 12	17,12
PINZC... 13S (top PINZ... 09 + PIN 13)	13 / 14	17,35
PINZC... 15S (top PINZ... 13 + PIN 15)	14 / 15	17,56
PINZC... 17S (top PINZ... 13 + PIN 17)	16 / 17	17,79
PINZC... 19S (top PINZ... 15 + PIN 19)	18 / 20	18,09

## EXAMPLES AND INSTRUCTIONS FOR LAYING METHODS



1. Fix and/or glue the base to the floor. 2. Lay the floor leaving from 3 to 10 mm between the floor and the insert. 3. Choose the desired profile, if necessary cut TOP, PIN and BASE at the needed length and then insert the PIN in the TOP in the specific "dovetail" seat. The position the profile above the U-shaped snap-in seat of the base. 4. With the aid of a board, hammer the TOP to the desired fitting level.

## COLOURS

(For a precise assessment of colours request the wooden finishes sample range)

ANODIZED					
ON DEMAND - MINIMUM QUANTITY 100 PCS					
AO - Anod. gold aluminium	AA - Anod. silver aluminium	AB - Anod. bronze aluminium	AT - Anod. titanium aluminium	CH - Anod. champagne alum.	SB - Anod. sand aluminium
04W - Dark beech	05W - Light oak (strip)	07W - Ciliegio chiaro (strip)	09W - Red walnut (merbau-apple-walnut)	13W - Indonesian teak	18W - Light zerbano
21W - Oak powder	25W - Bleached fir	29W - White oak	30W - Grey oak	31W - Victoria oak	32W - Pink oak
33W - Sawed oak	34W - Havana oak	35W - Edinburgh oak	36W - American oak	37W - Carvi oak	38W - Queens oak
39W - Grey elm	41W - Ice oak	42W - Grace oak	44W - Honey oak	45W - Marocco oak	46W - Black decapè
48W - Cork oak	49W - Sand oak	53W	54W	55W	65W - Tripoli
73W - Bangkok	75W - Liolard				

On request it is possible to realize other finishes of the color range: minimum order 100 pcs. Delivery time 4/5 weeks. Price to agreed. For sample finishes, contact the sales office for minimum quantities, timing and costs.

© 2019 All rights reserved by Progress Profiles. Printed in Italy

© 2019 All rights reserved by Progress Profiles. Printed in Italy

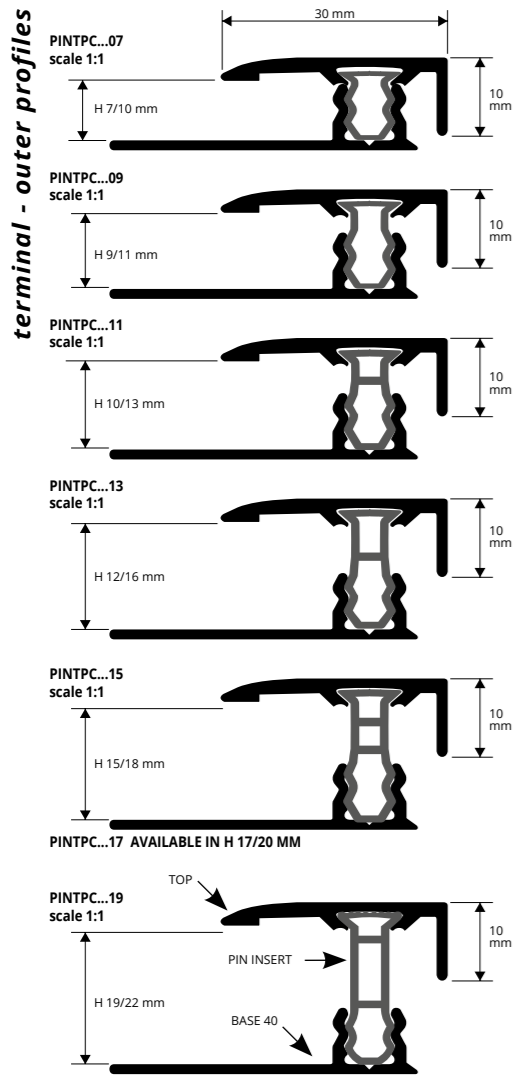


WOODEN/LVT

# TERMINAL PIN

TOP 77 WOODEN FINISHES (45 on demand)  
AND 6 ANODIZED FINISHES (3 on demand)  
+ PIN INSERT + ALUMINIUM BASE

The **TERMINAL PIN** series consists in a wide range of terminal/ outer joint squares ideal to realize the connection and junction with floors in laminate or melamine and/or wood/parquet rolled floor. The **TERMINAL PIN** allows the floor underneath to expand for more than 5 / 10 mm. It prevents from the use of the skirting-board and covers perfectly any kind of floor with a minimum thickness of 7 mm and a maximum of 22 mm. It delimitates the floor in proximity of walls, coverings, windows, doors, sliding doors, doormats buss etc.  
77 wooden finishes are available (of which 45 on demand), plus 6 anodized finishes (of which 3 on demand).



**ALUM. TOP + PIN INSERT + ALUM. BASE 40 PUNCHED/PERFORATED**  
(6 anod. alum. finishes of which 3 on demand) thermo packed  
bar length 2,7 lm - pack. 20 Pcs - 54 lm (PIN 11, 15, 17 - 40,5 lm) (PIN 19 - 27 lm)

Article	H mm	€/lm	€/Pc
PINTPC... 07 (PIN insert 07)	7 / 10	10,62	28,67
PINTPC... 09 (PIN insert 09)	9 / 11	10,94	29,54
PINTPC... 11 (PIN insert 11)	10 / 13	11,28	30,46
PINTPC... 13 (PIN insert 13)	12 / 16	11,69	31,56
PINTPC... 15 (PIN insert 15)	15 / 18	12,25	33,08
PINTPC... 17 (PIN insert 17)	17 / 20	12,93	34,91
PINTPC... 19 (PIN insert 19)	19 / 22	13,60	36,72

### COMPLETE

**ALUM. TOP + PIN INSERT + ALUM. BASE 40 PUNCHED/PERFORATED**  
(6 anod. alum. finishes of which 3 on demand) thermo packed  
L. 0,90 lm - 15 Pcs (PIN 13, 15, 17, 19 - 10 Pcs)

Article	H mm	€/Pc
PINTPC... 07S (PIN insert 07)	7 / 10	11,47
PINTPC... 09S (PIN insert 09)	9 / 11	11,87
PINTPC... 11S (PIN insert 11)	10 / 13	12,28
PINTPC... 13S (PIN insert 13)	12 / 16	12,67
PINTPC... 15S (PIN insert 15)	15 / 18	13,06
PINTPC... 17S (PIN insert 17)	17 / 20	14,62
PINTPC... 19S (PIN insert 19)	19 / 22	14,26

Available in the finishes: AO - AA - AB (AT, CH and SB available on demand with a minimum quantity order of 100 pcs) and in the wooden finishes: 04W - 05W - 07W - 09W - 13W - 18W - 21W - 25W - 29W - 30W - 31W - 32W - 33W - 34W - 35W - 36W - 37W - 38W - 39W - 41W - 42W - 44W - 45W - 46W - 48W - 49W - 53W - 54W - 55W - 65W - 73W - 75W.  
The code of the selected colour must be added to the article code. E.g.: PINTPC... 07S (chosen finish anod. gold) PINTPCAO 07S.



**ALUM. TOP COVERED + PIN INSERT + ALUM. BASE 40 PUNCHED/PERFORATED**  
(77 wooden finishes of which 45 on demand) thermo packed  
bar length 2,7 lm - pack. 20 Pcs - 54 lm (PIN 11, 15, 17 - 40,5 lm) (PIN 19 - 27 lm)

Article	H mm	€/lm	€/Pc
PINTPC... 07 (PIN insert 07)	7 / 10	14,92	40,28
PINTPC... 09 (PIN insert 09)	9 / 11	15,38	41,53
PINTPC... 11 (PIN insert 11)	10 / 13	15,85	42,80
PINTPC... 13 (PIN insert 13)	12 / 16	16,49	44,52
PINTPC... 15 (PIN insert 15)	15 / 18	17,14	46,28
PINTPC... 17 (PIN insert 17)	17 / 20	18,04	48,71
PINTPC... 19 (PIN insert 19)	19 / 22	18,88	50,98

### COMPLETE

**ALUM. TOP COVERED + PIN INSERT + ALUM. BASE 40 PUNCHED/PERFORATED**  
(77 wooden finishes of which 45 on demand) thermo packed  
L. 0,90 lm - 15 Pcs (PIN 13, 15, 17, 19 - 10 Pcs)

Article	H mm	€/Pc
PINTPC... 07S (PIN insert 07)	7 / 10	15,78
PINTPC... 09S (PIN insert 09)	9 / 11	16,27
PINTPC... 11S (PIN insert 11)	10 / 13	16,52
PINTPC... 13S (PIN insert 13)	12 / 16	17,06
PINTPC... 15S (PIN insert 15)	15 / 18	17,48
PINTPC... 17S (PIN insert 17)	17 / 20	17,93
PINTPC... 19S (PIN insert 19)	19 / 22	18,43

© 2010 All rights reserved by Progress Profiles. Printed in Italy

© 2010 All rights reserved by Progress Profiles. Printed in Italy

### EXAMPLES AND INSTRUCTIONS FOR LAYING METHODS



1. Fix PINBFTL 40 base at the outer edge/wall.
2. Align the laminate/melamine/wood floor, ensuring that approx. 3/10mm gap is left on each side to accommodate the natural expansion between the floor and the base.
3. Choose the desired profile, if necessary cut TOP, PIN and BASE at the needed length and then insert the PIN in the TOP in the specific "dovetail" seat. The position the profile above the U-shaped snap-in seat of the base.
4. With the aid of a board, hammer the TOP to the desired fitting level.

### COLOURS

(For a precise assessment of colours request the wooden finishes sample range)

ANODIZED								
AO - Anod. gold aluminium	AA - Anod. silver aluminium	AB - Anod. bronze aluminium	ON DEMAND - MINIMUM QUANTITY 100 PCS					
AT - Anod. titanium aluminium	CH - Anod. champagne alum.	SB - Anod. sand aluminium						
04W - Dark beech	05W - Light oak (strip)	07W - Ciliegio chiaro (strip)	09W - Red walnut (merbau-apple-walnut)	13W - Indonesian teak	18W - Light zerbano	21W - Oak powder	25W - Bleached fir	29W - White oak
30W - Grey oak	31W - Victoria oak	32W - Pink oak	33W - Sawed oak	34W - Havana oak	35W - Edinburgh oak	36W - American oak	37W - Carvi oak	38W - Queens oak
39W - Grey elm	41W - Ice oak	42W - Grace oak	44W - Honey oak	45W - Marocco oak	46W - Black decapè	48W - Cork oak	49W - Sand oak	53W
54W	55W	65W - Tripoli	73W - Bangkok	75W - Liolard				

On request it is possible to realize other finishes of the color range: minimum order 100 pcs. Delivery time 4/5 weeks. Price to agreed. For sample finishes, contact the sales office for minimum quantities, timing and costs.

# TERMINAL

ALUMINIUM  
77 WOODEN FINISHES (64 on demand)  
6 ANODIZED FINISHES (3 on demand)

The **TERMINAL** range comprises a large assortment of perimeter joint or edging profiles in aluminium covered in 77 wooden finishes are available (of which 64 on demand), plus 6 anodized finishes (of which 3 on demand). They are used in various laying situations. Ideal as an edging profile for wood parquet, laminate and melamine-coated floors. They finish the floor where it joins to abutting surfaces, windows, glazed areas, doors, terraces and may also be used for joining two floors: wood/tiles, wood/carpeting.



**ANODIZED ALUMINIUM** (6 anod. alum. finishes of which 3 on demand)  
thermo packed - bar length 2,7 lm - pack. 40 Pcs - 108 lm  
(H 11 - H 13 - H 15 mm - 81 lm)

Article	H mm	€/lm	€/Pc
PINT... 07	7	5,19	14,01
PINT... 09	9	5,31	14,34
PINT... 11	11	5,43	14,66
PINT... 13	13	5,63	15,20
PINT... 15	15	5,85	15,80

Available in the finishes: AO - AA - AB (AT, CH and SB available on demand with a minimum quantity order of 100 pcs) and in the wooden finishes: 05W - 09W - 18W - 21W - 29W - 30W - 31W - 34W - 37W - 41W - 42W - 44W - 46W.  
The code of the selected colour must be added to the article code. E.g.: PINT... 07 (chosen finish anod. gold) PINTAO 07.

**ANODIZED ALUM.** (6 anod. alum. finishes of which 3 on demand)  
thermo packed  
bar length 0,90 lm - 20 Pcs - BLISTER PACKS

Article	H mm	€/Pc
PINT... 07S	7 / 8	5,83
PINT... 09S	9 / 10	5,94
PINT... 11S	11 / 12	6,05
PINT... 15S	15 / 16	6,52

Available in the finishes: AO - AA - AB (AT, CH and SB available on demand with a minimum quantity order of 100 pcs) and in the wooden finishes: 05W - 09W - 18W - 21W - 29W - 30W - 31W - 34W - 37W - 41W - 42W - 44W - 46W.  
The code of the selected colour must be added to the article code. E.g.: PINT... 07S (chosen finish anod. gold) PINTAO 07S.

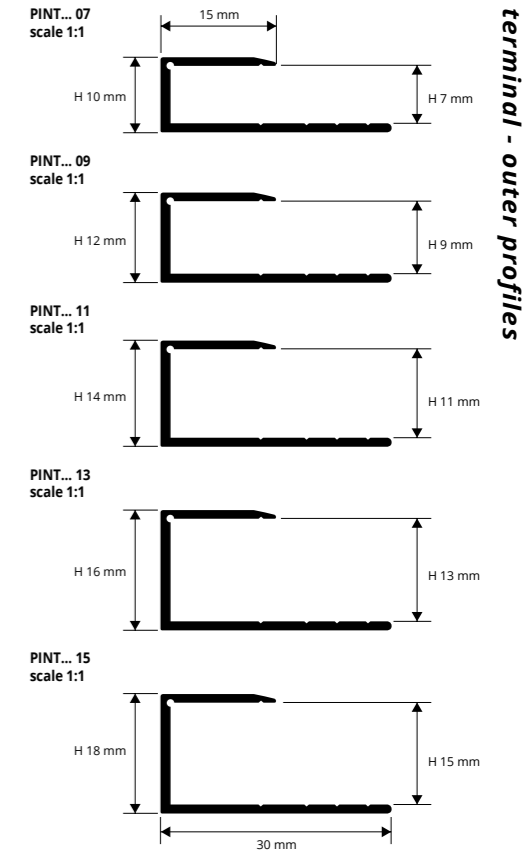


**ALUMINIUM COVERED** (77 wooden finishes of which 64 on demand)  
thermo packed - bar length 2,7 lm - pack. 20 Pcs - 54 lm  
(H 11 - H 15 mm - 81 lm)


Article	H mm	€/lm	€/Pc
PINT... 09	9	8,34	22,52
PINT... 11	11	8,57	23,14
PINT... 15	15	9,93	26,81

**ALUMINIUM COVERED** (77 wooden finishes of which 64 on demand)  
thermo packed  
bar length 0,90 lm - 20 Pcs - BLISTER PACKS

Article	H mm	€/Pc
PINT... 09S	9 / 10	10,68
PINT... 11S	11 / 12	10,73
PINT... 15S	15 / 16	11,18



### EXAMPLES AND INSTRUCTIONS FOR LAYING METHODS



1. Choose the **TERMINAL** according to the required height and finish and fix with screws and screw anchors or with glue/silicone; the profile must be placed next to the abutting surface e.g. wall, glazing, etc.
2. Align the laminate/melamine/wood floor, ensuring that a large enough gap is left to accommodate the natural expansion between the floor and the profile (approx. 3/10mm on one side).

### COLOURS

(For a precise assessment of colours request the wooden finishes sample range)

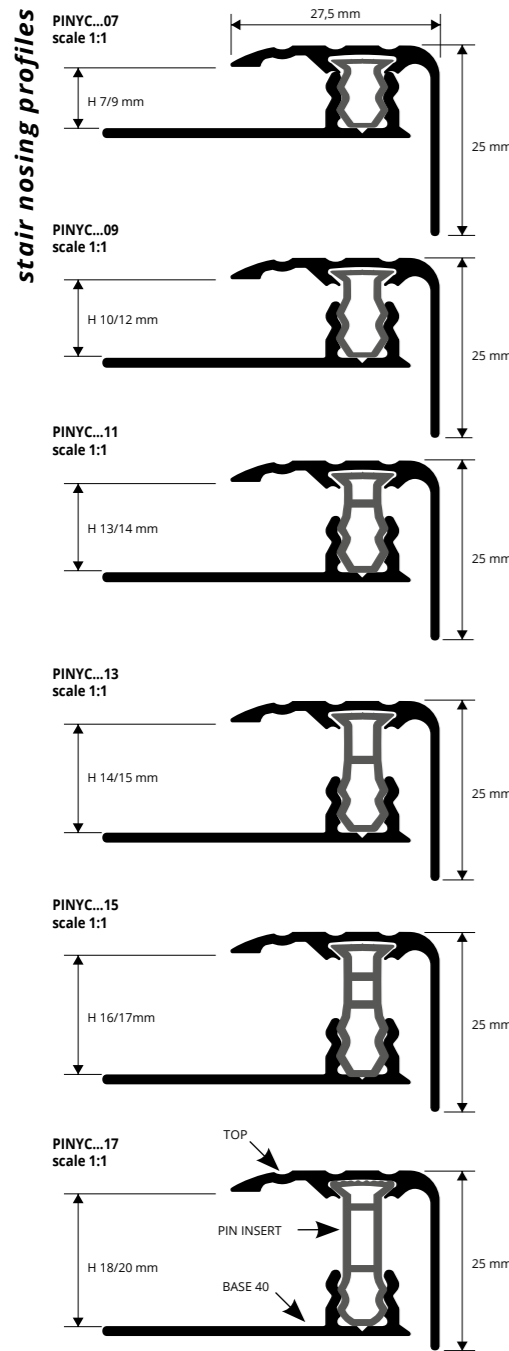
ANODIZED								
AO - Anod. gold aluminium	AA - Anod. silver aluminium	AB - Anod. bronze aluminium	ON DEMAND - MINIMUM QUANTITY 100 PCS					
AT - Anod. titanium aluminium	CH - Anod. champagne alum.	SB - Anod. sand aluminium						
05W - Light oak (strip)	09W - Red walnut (merbau-apple-walnut)	18W - Light zerbano	21W - Oak powder	29W - White oak	30W - Grey oak	31W - Victoria oak	34W - Havana oak	37W - Carvi oak
41W - Ice oak	42W - Grace oak	44W - Honey oak	46W - Black decapè					

On request it is possible to realize other finishes of the color range: minimum order 100 pcs. Delivery time 4/5 weeks. Price to agreed. For sample finishes, contact the sales office for minimum quantities, timing and costs.

# STYLE STAIR

TOP (77 WOODEN FINISHES (56 on demand)  
6 ANODIZED FINISHES (3 on demand)  
+ PIN INSERT + ALUMINIUM BASE

The **STYLE STAIR** range comprises a large assortment of aluminium step nosing profiles for the edges of steps in wood, parquet, laminate or melamine with thickness varying from 7 to 20 mm. 77 wooden finishes are available (of which 56 on demand), plus 6 anodized finishes (of which 3 on demand). Select the most suitable profile for the thickness of the floor. There is a profile (top) and an insert (pin) for each height, while the base (punched or perforated) allows fixing by screwing or gluing.



**ALUM. TOP + PIN INSERT + ALUM. BASE 40 PUNCHED/PERFORATED**  
(6 anod. alum. finishes of which 3 on demand) thermo packed  
bar length 2,7 lm - pack. 20 Pcs - 54 lm (H 14 - H 16 - H 18 mm - 40,5 lm)

Article	H mm	€/lm	€/Pc
PINYC... 07 (PIN insert 07)	7 / 9	10,92	29,48
PINYC... 09 (PIN insert 09)	10 / 12	11,23	30,32
PINYC... 11 (PIN insert 11)	13 / 14	11,54	31,16
PINYC... 13 (PIN insert 13)	14 / 15	11,85	32,00
PINYC... 15 (PIN insert 15)	16 / 17	12,15	32,81
PINYC... 17 (PIN insert 17)	18 / 20	12,46	33,64

COMPLETE



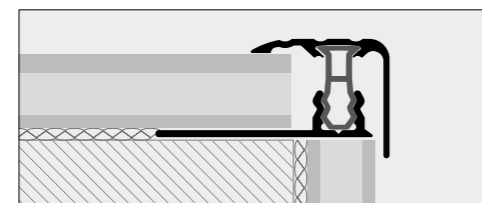
**ALUM. TOP COVERED + PIN INSERT + ALUM. BASE 40 PUNCHED/PERFORATED**  
(77 wooden finishes of which 56 on demand) thermo packed  
bar length 2,7 lm - pack. 20 Pcs - 54 lm (H 14 - H 16 - H 18 mm - 40,5 lm)

Article	H mm	€/lm	€/Pc
PINYC... 07 (PIN insert 07)	7 / 9	15,76	42,55
PINYC... 09 (PIN insert 09)	10 / 12	16,07	43,39
PINYC... 11 (PIN insert 11)	13 / 14	16,38	44,23
PINYC... 13 (PIN insert 13)	14 / 15	16,69	45,06
PINYC... 15 (PIN insert 15)	16 / 17	17,00	45,90
PINYC... 17 (PIN insert 17)	18 / 20	17,30	46,71

COMPLETE

Available in the finishes: AO - AA - AB (AT, CH and SB available on demand with a minimum quantity order of 100 pcs) and in the wooden finishes: 05W - 07W - 09W - 18W - 21W - 29W - 30W - 31W - 32W - 34W - 35W - 37W - 41W - 42W - 44W - 46W - 48W - 49W - 65W - 73W - 75W. The code of the selected colour must be added to the article code. E.g.: PINYC... 07 (chosen finish anod. gold) PINYLCAO 07.

### EXAMPLES AND INSTRUCTIONS FOR LAYING METHODS



1. Fix the base exactly over the stair riser. 2. Align the laminate/melamine/wood floor, ensuring that approx. 3/10mm gap is left on one side to accommodate the natural expansion between the floor and the base. 3. Choose the desired profile, if necessary cut TOP, PIN and BASE at the needed length and then insert the PIN in the TOP in the specific "dovetail" seat. The position the profile above the U-shaped snap-in seat of the base. 4. With the aid of a board, hammer the TOP to the desired fitting level.

### COLOURS

(For a precise assessment of colours request the wooden finishes sample range)

ANODIZED					
ON DEMAND - MINIMUM QUANTITY 100 PCS					
AO - Anod. gold aluminium	AA - Anod. silver aluminium	AB - Anod. bronze aluminium	AT - Anod. titanium aluminium	CH - Anod. champagne alum.	SB - Anod. sand aluminium
05W - Light oak (strip)	07W - Light cherry (strip)	09W - Red walnut (merbau-apple-walnut)	18W - Light zerbano	21W - Oak powder	29W - White oak
30W - Grey oak	31W - Victoria oak	32W - Pink oak	34W - Havana oak	35W - Edinburgh oak	37W - Carvi oak
41W - Ice oak	42W - Grace oak	44W - Honey oak	46W - Black decape'	48W - Cork oak	49W - Sand oak
65W - Tripoli	73W - Bangkok	75W - Liotard	On request it is possible to realize other finishes of the color range: minimum order 100 pcs. Delivery time 4/5 weeks. Price to agreed. For sample finishes, contact the sales office for minimum quantities, timing and costs.		

Prices are referred to whole packs, 10% increase for minimum orders of 10 pcs, 20% increase for orders of less than 10 pcs.

# STYLE STAIR L

TOP 77 WOODEN FINISHES (53 on demand)  
6 ANODIZED FINISHES (3 on demand)  
+ PIN INSERT + ALUMINIUM BASE

**STYLE STAIR L** comprises a large range of aluminium stair nosing protecting profiles for step in timber, parquet, laminate or melamine material with thickness varying from 7 to 20 mm. 77 wooden finishes are available (of which 53 on demand), plus 6 anodized finishes (of which 3 on demand). The profiles is made with 3 pcs. A natural aluminium base to screw or glue to the pavement, a PIN in non-toxic rigid to insert in the TOP, then a TOP should be selected most suitable for the floor.



**ALUM. TOP + PIN INSERT + ALUM. BASE 40 PUNCHED/PERFORATED**  
(6 anod. alum. finishes of which 3 on demand) thermo packed  
bar length 2,7 lm - pack. 20 Pcs - 54 lm (H 14 - H 16 - H 18 mm - 40,5 lm)

Article	H mm	€/lm	€/Pc
PINYL... 07 (PIN insert 07)	7 / 9	11,23	30,32
PINYL... 09 (PIN insert 09)	10 / 12	11,54	31,16
PINYL... 11 (PIN insert 11)	13 / 14	11,85	32,00
PINYL... 13 (PIN insert 13)	14 / 15	12,15	32,81
PINYL... 15 (PIN insert 15)	16 / 17	12,46	33,64
PINYL... 17 (PIN insert 17)	18 / 20	12,77	34,48

COMPLETE



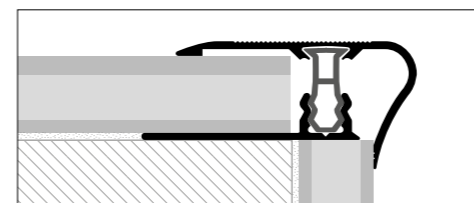
**ALUM. TOP COVERED + PIN INSERT + ALUM. BASE 40 PUNCHED/PERFORATED**  
(77 wooden finishes of which 53 on demand) thermo packed  
bar length 2,7 lm - pack. 20 Pcs - 54 lm (H 14 - H 16 - H 18 mm - 40,5 lm)

Article	H mm	€/lm	€/Pc
PINYL... 07 (PIN insert 07)	7 / 9	16,07	43,39
PINYL... 09 (PIN insert 09)	10 / 12	16,38	44,23
PINYL... 11 (PIN insert 11)	13 / 14	16,69	45,06
PINYL... 13 (PIN insert 13)	14 / 15	17,00	45,90
PINYL... 15 (PIN insert 15)	16 / 17	17,30	46,71
PINYL... 17 (PIN insert 17)	18 / 20	17,61	47,55

COMPLETE

Available in the finishes: AO - AA - AB (AT, CH and SB available on demand with a minimum quantity order of 100 pcs) and in the wooden finishes: 04W - 05W - 13W - 18W - 21W - 25W - 29W - 30W - 31W - 32W - 33W - 34W - 35W - 36W - 37W - 38W - 39W - 41W - 42W - 44W - 45W - 53W - 54W - 55W. The code of the selected colour must be added to the article code. E.g.: PINYL... 07 (chosen finish anod. gold) PINYLCAO 07.

### EXAMPLES AND INSTRUCTIONS FOR LAYING METHODS



1. Fix the base exactly over the stair riser. 2. Align the laminate/melamine/wood floor, ensuring that approx. 3/10mm gap is left on one side to accommodate the natural expansion between the floor and the base. 3. Choose the desired profile, if necessary cut TOP, PIN and BASE at the needed length and then insert the PIN in the TOP in the specific "dovetail" seat. The position the profile above the U-shaped snap-in seat of the base. 4. With the aid of a board, hammer the TOP to the desired fitting level.

### COLOURS

(For a precise assessment of colours request the wooden finishes sample range)

ANODIZED					
ON DEMAND - MINIMUM QUANTITY 100 PCS					
AO - Anod. gold aluminium	AA - Anod. silver aluminium	AB - Anod. bronze aluminium	AT - Anod. titanium aluminium	CH - Anod. champagne alum.	SB - Anod. sand aluminium
04W - Dark beech	05W - Light oak (strip)	13W - Indonesian teak	18W - Light zerbano	21W - Oak powder	25W - Bleached fir
29W - White oak	30W - Grey oak	31W - Victoria oak	32W - Pink oak	33W - Sawn oak	34W - Havana oak
35W - Edinburgh oak	36W - American oak	37W - Carvi oak	38W - Queens oak	39W - Grey elm	41W - Ice oak
42W - Grace oak	44W - Honey oak	45W - Morocco oak	53W	54W	55W
On request it is possible to realize other finishes of the color range: minimum order 100 pcs. Delivery time 4/5 weeks. Price to agreed. For sample finishes, contact the sales office for minimum quantities, timing and costs.					

Prices are referred to whole packs, 10% increase for minimum orders of 10 pcs, 20% increase for orders of less than 10 pcs.

UNIVERSAL, CONNECTION AND PERIMETER JOINTS



**SOL 30P** (Page 234)



**ZERO CURVE** (Page 234)



**TERMINAL PIN** (Page 234)

CONNECTION JOINTS



**PROINTER KL  
ACC / ALL** (Page 30)



**PROSHELL D  
ALL** (Page 153)



**PROSHELL R  
ALL** (Page 153)



**PROLEVALL 305**  
(Page 76)



**PROLINOLEUM**  
(Page 81)



**PROFLOOR 24**  
(Page 81)



**PROSLIDER KL  
ALL** (Page 82)



**PROCOVER  
1045 ALL** (Page 82)

STAIR NOSINGS PROFILES



**PROSTYLE KL 10** (Page 155)



**PROSTAIR KL 20** (Page 155)

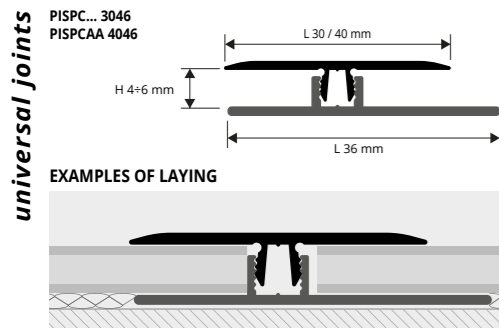
© 2019 All rights reserved by Progress Profiles, Printed in Italy

© 2019 All rights reserved by Progress Profiles, Printed in Italy



## LVT PROFILES - SOL 30P

ALUMINIUM  
77 WOODEN FINISHES (52 on demand)  
6 ANODIZED FINISHES (3 on demand)



### INSTRUCTIONS FOR LAYING METHODS

1. Choose SOL P / ZERO CURVE / TERMINAL PIN according to the desired finish. 2. Cut the BASE in vinyl resin/PVC to the desired length and fix it with adhesive or dowels to the support. 3. Lay the floor in vinyl, leaving a 5 mm joint between the vertical walls of the base in vinyl resin/PVC and the floor. 4. Cut the desired TOP in aluminium to the desired length. 5. Place a small wooden board on the TOP in aluminium and hammer equally in order to facilitate the insertion of the TOP into the pvc base.



**ALUMINIUM TOP** 77 wooden finishes (52 on demand)  
6 anod. finishes (3 on demand) + **BASE** (vinyl resin/PVC) -  
thermo packed - bar length 2,7 lm - pack. 20 Pcs - 54 lm

Article	L mm	€/lm	€/Pc
PISPC... 3046 (anod. top)	30	6,13	16,55
PISPC... 3046 (wood top)	30	8,95	24,17

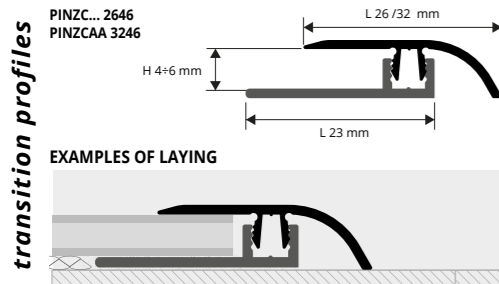
Available colours: see the samples below.  
The code of the selected colour must be added to the article code.  
E.g.: PISPC... 3046 (chosen finish anod. gold) PISPCAO 3046.

**ALUMINIUM TOP** (anod. silver) + **BASE** (vinyl resin/PVC)  
thermo packed - bar length 2,7 lm - pack. 20 Pcs - 54 lm

Article	L mm	€/lm	€/Pc
PISPCAA 4046 (top)	40	6,40	17,28

## LVT PROFILES - ZERO CURVE

ALUMINIUM  
77 WOODEN FINISHES (52 on demand)  
6 ANODIZED FINISHES (3 on demand)



**ALUMINIUM TOP** 77 wooden finishes (52 on demand)  
6 anod. finishes (3 on demand) + **BASE** (vinyl resin/PVC) -  
thermo packed - bar length 2,7 lm - pack. 20 Pcs - 54 lm

Article	L mm	€/lm	€/Pc
PINZC... 2646 (anod. top)	26	6,13	16,55
PINZC... 2646 (wood top)	26	8,95	24,17

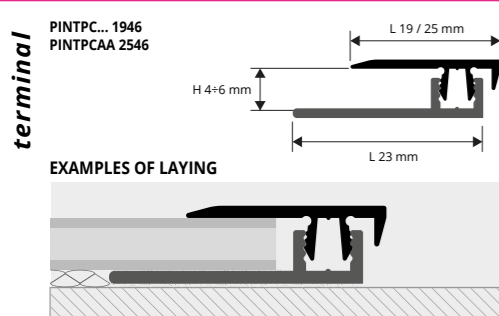
Available colours: see the samples below.  
The code of the selected colour must be added to the article code.  
E.g.: PINZC... 2646 (chosen finish anod. gold) PINZCAO 2646.

**ALUMINIUM TOP** (anod. silver) + **BASE** (vinyl resin/PVC)  
thermo packed - bar length 2,7 lm - pack. 20 Pcs - 54 lm

Article	L mm	€/lm	€/Pc
PINZCAA 3246 (top)	32	6,40	17,28

## LVT PROFILES - TERMINAL PIN

ALUMINIUM  
77 WOODEN FINISHES (52 on demand)  
6 ANODIZED FINISHES (3 on demand)



**ALUMINIUM TOP** 77 wooden finishes (52 on demand)  
6 anod. finishes (3 on demand) + **BASE** (vinyl resin/PVC) -  
thermo packed - bar length 2,7 lm - pack. 20 Pcs - 54 lm

Article	L mm	€/lm	€/Pc
PINTPC... 1946 (anod. top)	19	6,13	16,55
PINTPC... 1946 (wood top)	19	8,95	24,17

Available colours: see the samples below.  
The code of the selected colour must be added to the article code.  
E.g.: PINTPC... 1946 (chosen finish anod. gold) PINTPCAO 1946.

**ALUMINIUM TOP** (anod. silver) + **BASE** (vinyl resin/PVC)  
thermo packed - bar length 2,7 lm - pack. 20 Pcs - 54 lm

Article	L mm	€/lm	€/Pc
PINTPCAA 2546 (top)	25	6,40	17,28

### COLOURS

#### ANODIZED

ON DEMAND - MINIMUM QUANTITY 100 PCS										
AO - Anod. gold aluminium	AA - Anod. silver aluminium	AB - Anod. bronze aluminium	AT - Anod. titanium aluminium	CH - Anod. champagne alum.	SB - Anod. sand aluminium					
05W - Light oak (strip)	09W - Red walnut (merbau-apple-walnut)	13W - Indonesian teak	18W - Light zerbano	21W - Oak powder	25W - Bleached fir	29W - White oak	30W - Grey oak	31W - Victoria oak		
33W - Sawed oak	34W - Havana oak	36W - American oak	37W - Carvi oak	38W - Queens oak	39W - Grey elm	41W - Ice oak	42W - Grace oak	43W - Manhattan oak		
44W - Honey oak	45W - Marocco oak	46W - Black decape	47W - Black oak	48W - Cork oak	49W - Sand oak	93W - New white				

On request it is possible to realize other finishes of the color range: minimum order 100 pcs. Delivery time 4/5 weeks. Price to agreed.  
For sample finishes, contact the sales office for minimum quantities, timing and costs.

Prices are referred to whole packs 10% increase for minimum orders of 10 Pcs 20% increase for orders of less than 10 Pcs.

**PROWALK 2510 & 2520** are new stair-nosing profiles for existing stairways. Designed to protect and restore stair steps made of wood, laminate, ceramic, etc. Made with anodized aluminium and wooden finishes. Available in self-adhesive or perforated versions. Sizes available: 2.7 m lengths and 0.9 m & 1.35 m Self-Pack.

## PROWALK 2510 & 2520

ANODIZED ALUMINIUM AND WOODEN FINISHES  
PUNCHED OR SELF ADHESIVE



**ANODIZED ALUMINIUM with adhesive thermo packed**  
bar length 2,7 lm - pack. 40 Pcs - 108 lm

Article	L x H mm	€/lm	€/Pc
PWK... 2510A	24 x 10	4,92	13,28
PWK... 2520A	24 x 20	5,40	14,58

**ANODIZED ALUMINIUM with adhesive thermo packed** - bar length 0,90 lm - pack. 20 Pcs

Article	L x H mm	€/lm	€/Pc
PWK... 25109AS	24 x 10	5,30	



**ANODIZED ALUMINIUM punched thermo packed**  
bar length 2,7 lm - pack. 40 Pcs - 108 lm

Article	L x H mm	€/lm	€/Pc
PWK... 2510F	24 x 10	3,70	9,99
PWK... 2520F	24 x 20	4,24	11,45

**ANOD. ALUM. PUNCHED with screws and screw anchors thermo packed** - bar length 0,90 lm - pack. 20 Pcs

Article	L x H mm	€/lm	€/Pc
PWK... 25109FS	24 x 10	5,30	

**ANOD. ALUM. PUNCHED with screws and screw anchors thermo packed** - bar length 1,35 lm - pack. 20 Pcs

Article	L x H mm	€/lm	€/Pc
PWK... 251013FS	24 x 10	6,45	

Available in the colours: AO - AA - AB (AT, CH and SB available on demand with a minimum quantity order of 100 pcs).  
The code of the selected colour must be added to the article code. E.g.: PWK... 2510A (chosen finish anod. silver) PWKAA 2510A.

**ALUMINIUM WOOD FINISH with adhesive thermo packed** - bar length 2,7 lm - pack. 40 Pcs - 108 lm

Article	L x H mm	€/lm	€/Pc
PWK... 2510A	24 x 10	8,19	22,11 *
PWK... 2520A	24 x 20	9,84	26,57 *

Available on demand in the colours: 04W - 05W - 07W - 09W - 13W - 18W - 21W - 25W - 29W - 30W - 31W - 32W - 33W - 34W - 35W - 36W - 37W - 38W - 39W - 41W - 42W - 44W - 45W - 46W - 48W - 49W - 53W - 54W - 55W - 65W - 73W - 75W with a minimum quantity order of 100 pcs.  
The code of the selected colour must be added to the article code.  
E.g.: PWK... 2510A (chosen finish dark beech) PWK04 2510A.

**PROSTEP INS** is a step cover profile in silver anodized aluminium ideal for protecting and laying laminated wood / floating melaminic and parquets. Available in two heights 10.5 and 16.

## PROSTEP INS

ANODIZED SILVER ALUMINIUM



**ANODIZED SILVER ALUMINIUM thermo packed**  
bar length 2,7 lm - pack. 40 Pcs - 108 lm

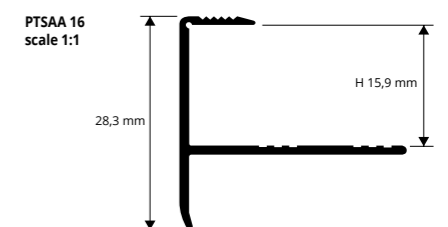
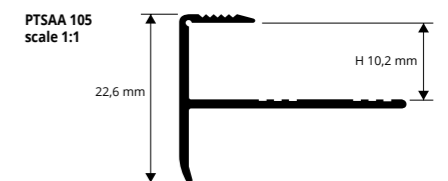
Article	H mm	€/lm	€/Pc
PTSAA 105	10,2	5,40	14,58
PTSAA 16	15,9	5,82	15,71

### COLOURS

AA - Anod. silver aluminium
-----------------------------



### EXAMPLE OF LAYING



stair nosing profiles

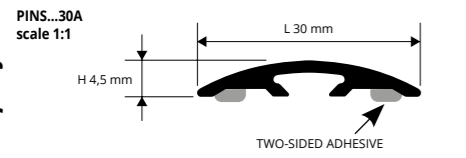
WOODEN/LVT

# SOL 30 SELF-ADHESIVE

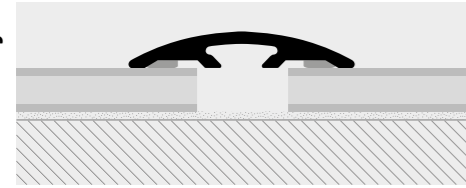
ALUMINIUM COVERED WITH PROTECTIVE FILM IN 77 WOODEN FINISHES (67 on demand)

**SOL 30** self-adhesive is a joint/threshold cover profile in aluminum covered with film in 77 wooden finishes (67 on demand), which is highly resistant to pedestrian traffic, wear, UV rays and commonly used floor cleaning products. Easy to lay and to match with any wood finish; the surface has an open pore embossed finish. Recommended for covering joints between floors in laminate, wood, ceramic tiles, etc.


threshold - joint-cover profiles



### EXAMPLES AND INSTRUCTIONS FOR LAYING METHODS



1. Choose the adhesive "SOL 30" in the required finish. 2. Cut the profile to the required length and clean, degrease and dry the surface, checking that the temperature for application is at least 15°. 3. Remove the protective paper from the adhesive and lay the profile correctly applying a uniform vertical pressure by hand without moving the profile and without using iron/steel hammers.



ALUMINIUM COVERED 77 wooden finishes (67 on demand) with ADHESIVE thermo packed - length 30 mm - bar length 2,7 lm - pack. 40 Pcs - 108 lm

Article	L mm	€/lm	€/Pc
PINS...30A	30	9,31	25,14

Available in the wooden finishes: 04W - 05W - 07W - 08W - 09W - 10W - 11W - 28W - 29W - 30W. The code of the selected colour must be added to the article code. E.g.: PINS... 30A (chosen finish dark beech) PINS04W 30A.



ALUMINIUM COVERED 77 wooden finishes (67 on demand) with ADHESIVE - thermo packed - bar length 0,90 lm - 20 Pcs

Article	L mm	€/lm	€/Pc
PINS...309AS	30	9,53	

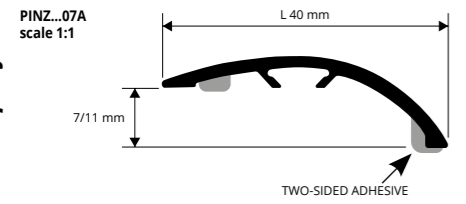
Available in the wooden finishes: 04W - 05W - 07W - 08W - 09W - 10W - 11W - 28W - 29W - 30W. The code of the selected colour must be added to the article code. E.g.: PINS... 30A (chosen finish dark beech) PINS04W 30A.

# ZERO CURVE SELF-ADHESIVE

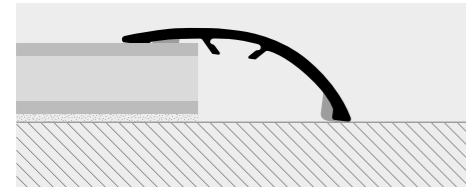
ALUMINIUM COVERED WITH PROTECTIVE FILM IN 77 WOODEN FINISHES (45 on demand)

**ZERO CURVE** self-adhesive is a transition profile in aluminum covered with film in 77 wooden finishes (45 on demand), which is highly resistant to pedestrian traffic, wear, UV rays and commonly used floor cleaning products. Easy to lay and to match with any wood finish; the surface has an open pore embossed finish. Recommended for covering joints between floors in laminate, wood, ceramic tiles, etc.

transition profiles



### EXAMPLES AND INSTRUCTIONS FOR LAYING METHODS



1. Choose the "ZERO CURVE" with adhesive with the required finish. 2. Cut the profile to the required length and clean, degrease and dry the surface, checking that the temperature for application is at least 15°. 3. Remove the protective paper from the adhesive and lay the profile correctly applying a uniform vertical pressure by hand without moving the profile and without using an iron/steel hammer.



ALUMINIUM COVERED 77 wooden finishes (45 on demand) with ADHESIVE thermo packed - length 40 mm - bar length 2,7 lm - pack. 40 Pcs - 108 lm

Article	L mm	€/lm	€/Pc
PINZ...07A	40	14,46	39,04

Available in the finish: 04W - 05W - 07W - 09W - 13W - 18W - 21W - 25W - 29W - 30W - 31W - 32W - 33W - 34W - 35W - 36W - 37W - 38W - 39W - 41W - 42W - 44W - 45W - 46W - 48W - 49W - 53W - 54W - 55W - 65W - 73W - 75W. The code of the selected colour must be added to the article code. E.g.: PINZ... 07A (chosen finish dark beech) PINZ04W 07A.



ALUMINIUM COVERED 77 wooden finishes (45 on demand) with ADHESIVE thermo packed - bar length 0,90 lm - 20 Pcs

Article	L mm	€/lm	€/Pc
PINZ...079AS	40	14,40	

Available in the finish: 04W - 05W - 07W - 09W - 13W - 18W - 21W - 25W - 29W - 30W - 31W - 32W - 33W - 34W - 35W - 36W - 37W - 38W - 39W - 41W - 42W - 44W - 45W - 46W - 48W - 49W - 53W - 54W - 55W - 65W - 73W - 75W. The code of the selected colour must be added to the article code. E.g.: PINZ... 07A (chosen finish dark beech) PINZ04W 07A.

### COLOURS

04W - Dark beech	05W - Light oak (strip)	07W - Light cherry (strip)	09W - Red walnut (merbau-apple-walnut)	13W - Indonesian teak	18W - Light zerbano	21W - Oak powder	25W - Bleached fir	29W - White oak
30W - Grey oak	31W - Victoria oak	32W - Pink oak	33W - Sawed oak	34W - Havana oak	35W - Edinburgh oak	36W - American oak	37W - Carvi oak	38W - Queens oak
39W - Grey elm	41W - Ice oak	42W - Grace oak	44W - Honey oak	45W - Marocco oak	46W - Black decapè'	48W - Cork oak	49W - Sand oak	53W
54W	55W	65W - Tripoli	73W - Bangkok	75W - Liolard	On request it is possible to realize other finishes of the color range: minimum order 100 pcs. Delivery time 4/5 weeks. Price to agreed. For sample finishes, contact the sales office for minimum quantities, timing and costs.			

(For a precise assessment of colours request the wooden finishes sample range)

\* = Production on demand with minimum quantity of 100 pcs. Delivery time 4/5 weeks, price to agree

Prices are referred to whole packs 10% increase for minimum orders of 10 Pcs 20% increase for orders of less than 10 Pcs.

# SOL 40P SELF-ADHESIVE

ALUMINIUM COVERED WITH PROTECTIVE FILM IN 77 WOODEN FINISHES (45 on demand)

**SOL 40P** self-adhesive is a joint/threshold cover profile in aluminum covered with film in 77 wooden finishes (45 on demand), which is highly resistant to pedestrian traffic, wear, UV rays and commonly used floor cleaning products. Easy to lay and to match with any wood finish; the surface has an open pore embossed finish. Recommended for covering joints between floors in laminate, wood, ceramic tiles, etc.



ALUMINIUM COVERED 77 wooden finishes (45 on demand) with ADHESIVE thermo packed - length 40 mm - bar length 2,7 lm - pack. 40 Pcs - 108 lm

Article	L mm	€/lm	€/Pc
PNSP... 40 PA	40	13,13	35,45

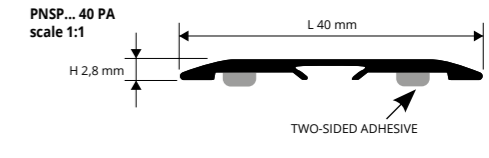
ALUMINIUM COVERED 77 wooden finishes (45 on demand) with ADHESIVE - thermo packed - bar length 0,90 lm - 20 Pcs

Article	L mm	€/lm	€/Pc
PNSP... 409 PAS	40		13,40

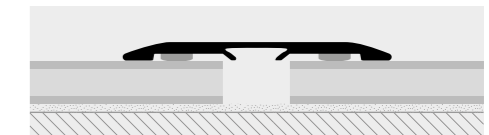
ALUMINIUM COVERED 77 wooden finishes (45 on demand) with ADHESIVE - thermo packed - bar length 1 lm - 20 Pcs

Article	L mm	€/lm	€/Pc
PNSP... 4010 PAS	40		14,69

Available in the colours: 04W - 05W - 07W - 09W - 13W - 18W - 21W - 25W - 29W - 30W - 31W - 32W - 33W - 34W - 35W - 36W - 37W - 38W - 39W - 41W - 42W - 44W - 45W - 46W - 48W - 49W - 53W - 54W - 55W - 65W - 73W - 75W. The code of the selected colour must be added to the article code. E.g.: PNSP... 40 PA (chosen finish dark beech) PNSP04W 40 PA.



### EXAMPLES AND INSTRUCTIONS FOR LAYING METHODS



1. Choose the adhesive "SOL 40P" in the required finish. 2. Cut the profile to the required length and clean, degrease and dry the surface, checking that the temperature for application is at least 15°. 3. Remove the protective paper from the adhesive and lay the profile correctly applying a uniform vertical pressure by hand without moving the profile and without using iron/steel hammers.

threshold - joint-cover profiles

**PROCOVER WOOD** is a joint-cover profile in aluminum covered with a very strong film available in 77 wooden finishes (72 on demand). It is applied at the end of laying two adjoining floors with the same height, having left a 6 - 24 mm gap between the two floors set in a thin bed of adhesive. It protects the outside edges of the floor/covering. It is easy to lay and attractive. The design of the profile with lower vertical arrowhead part allows excellent anchorage with the silicone/adhesive.



ALUMINIUM COVERED 77 wooden finishes (72 on demand) thermo packed - bar length 2,7 lm - pack. 40 Pcs - 108 lm

Article	L x H mm	€/lm	€/Pc
PCRA... 149	14 x 9	5,21	14,07
PCRA... 269	26 x 9	9,16	24,73

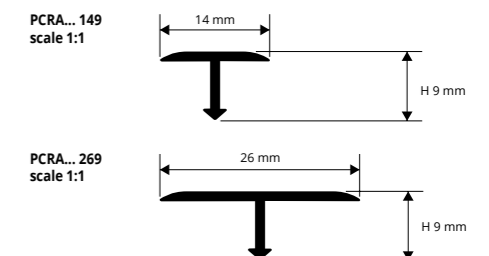
Available in the wooden finishes: 05W - 11W - 28W - 29W - 30W. The code of the selected colour must be added to the article code. Es.: PCRA... 149 (chosen finish light oak) PCRA04W 149.

### COLOURS

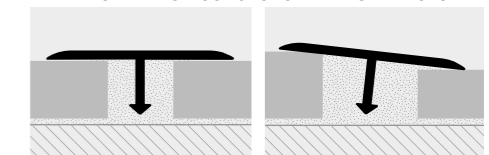
05W - Light oak (strip)	11W - Decapè bleached	28W - Aspen oak	29W - White oak	30W - Grey oak
-------------------------	-----------------------	-----------------	-----------------	----------------

# PROCOVER WOOD

ALUMINIUM COVERED WITH PROTECTIVE FILM IN 77 WOODEN FINISHES (72 on demand)



### EXAMPLES AND INSTRUCTIONS FOR LAYING METHODS



1. Choose the "PROCOVER" with the width suitable for the gap between the two floors to be joined, taking into consideration 2/3 mm - 2/32" - 1/8" side lap. 2. Fill the gap with single-pack silicone or with the adhesive used for laying the floor. 3. Bury the profile into the adhesive, making sure that both side laps of the profile rest on the coverings to be joined.

threshold - joint-cover profiles

# PROCOVER INSERT

VINYL RESIN / BLACK RUBBER

Vinyl resin/rubber profile "U-form" for inserting PROCOVER with PINBFT 45 or PINBFT 40 Proinsert System base.

### VINYL RESIN / RUBBER

length 2,7 lm and/or in rolls

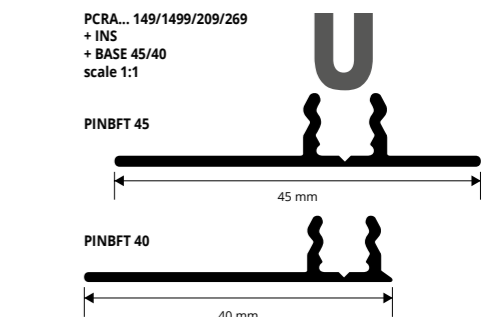
Article	€/lm	€/Roll
PCPCR	3,16	8,53

PROINSERT BASE 45 and BASE 40 - ALUM. PUNCHED/PERFORED bar length 2,7 lm - pack. 20 Pcs - 54 lm

Article	H mm	€/lm	€/Pc
PINBFT 45	45	5,03	13,58
PINBFT 40	40	4,96	13,39



FOR H. MIN. 9 MM - 11/32 MAX. 12 MM - 17/32



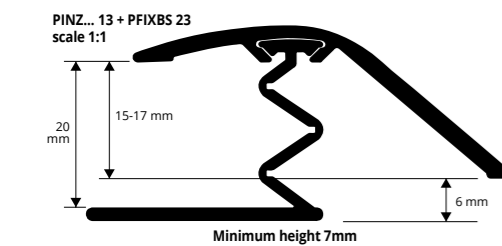
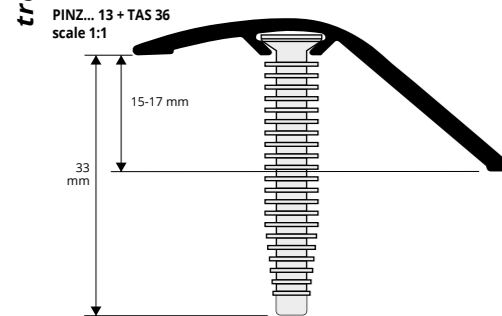
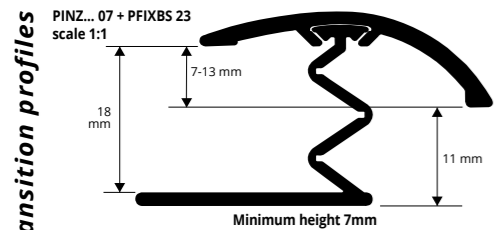
PCRA... 149/1499/209/269 + INS + BASE 45/40 scale 1:1

PINBFT 45  
45 mm  
PINBFT 40  
40 mm

# PROFIXER LINE SYSTEM

ZERO CURVE INSERTS + NYLON ANCHORS + BASE  
77 WOODEN FINISHES (45 on demand)  
AND 6 ANODIZED FINISHES (3 on demand)

The **PROFIXER LINE SYSTEM** comprises an assortment of profiles in aluminium with a longitudinal dovetail groove/channel into which the anchors or the tap-down punched/perforated aluminium profile may be inserted for easy and invisible fixing.  
The profiles are covered with wooden finishes that are highly resistant to pedestrian traffic, wear, UV rays and commonly used floor cleaning products. Plus six anodized finishes (3 available on demand). The **PROFIXER LINE SYSTEM** profiles are recommended for floors up to 22.5 mm thick.



**ANODIZED ALUMINIUM (6 anod. alum. finishes of which 3 on demand)**  
thermo packed - bar length 2,7 lm - pack. 20 Pcs - 54 lm

Article	H mm	€/lm	€/Pc
PINZ... 07 (length 40 mm)	7 - 13	6,56	17,71
PINZ... 13 (length 47 mm)	15 - 17	9,42	25,43

Available in the finishes: AO - AA - AB (AT, CH and SB available on demand with a minimum quantity order of 100 pcs) and in the wooden finishes: 04W - 05W - 07W - 09W - 13W - 18W - 21W - 25W - 29W - 30W - 31W - 32W - 33W - 34W - 35W - 36W - 37W - 38W - 39W - 41W - 42W - 44W - 45W - 46W - 48W - 49W - 53W - 54W - 55W - 65W - 73W - 75W.  
The code of the selected colour must be added to the article code. E.g.: PINZ... 07 (chosen finish anod. gold) PINZAO 07.

**ANODIZED ALUMINIUM (6 anod. alum. finishes of which 3 on demand)**  
thermo packed - bar length 0,90 lm - 20 Pcs with 5 anchors

Article	H mm	€/Pc
PINZ... 07S (length 40 mm)	7 - 13	8,13
PINZ... 13S (length 47 mm)	15 - 17	9,94

Available in the finishes: AO - AA - AB (AT, CH and SB available on demand with a minimum quantity order of 100 pcs) and in the wooden finishes: 04W - 05W - 07W - 09W - 13W - 18W - 21W - 25W - 29W - 30W - 31W - 32W - 33W - 34W - 35W - 36W - 37W - 38W - 39W - 41W - 42W - 44W - 45W - 46W - 48W - 49W - 53W - 54W - 55W - 65W - 73W - 75W.  
The code of the selected colour must be added to the article code. E.g.: PINZ... 07 (chosen finish anod. gold) PINZAO 07.

1. Choose the PROFIXER LINE SYSTEM profile in the required type and finish. 2. Cut the profile to the required length. 3a. For the version with screw anchors: make 5 drill holes per linear metre on the floor using a Ø 7mm drill, insert the anchors into the relative groove/channel of the profile and with the help of a rubber/plastic hammer, tap evenly over the surface until the anchor slots into the hole. 3b. For the version with tap-down aluminium base: first insert the base into the groove/channel of the "TOP" profile and then fix or glue the base to the floor; alternatively first fix or glue the base to the floor and then insert the profile. 4. Close the profile, applying uniform pressure, either manually or with the help of a rubber hammer.



**ALUMINIUM COVERED (77 wooden finishes of which 45 on demand)**  
thermo packed - bar length 2,7 lm - pack. 20 Pcs - 54 lm

Article	H mm	€/lm	€/Pc
PINZ... 07 (length 40 mm)	7 - 13	12,03	32,48
PINZ... 13 (length 47 mm)	15 - 17	14,28	38,56

**ALUMINIUM COVERED (77 wooden finishes of which 45 on demand)**  
thermo packed - bar length 0,90 lm - 20 Pcs with 5 anchors

Article	H mm	€/Pc
PINZ... 07S (length 40 mm)	7 - 13	13,43
PINZ... 13S (length 47 mm)	15 - 17	15,19

(For a precise assessment of colours request the wooden finishes sample range)

ANODIZED									
ON DEMAND - MINIMUM QUANTITY 100 PCS									
AO - Anod. gold aluminium	AA - Anod. silver aluminium	AB - Anod. bronze aluminium	AT - Anod. titanium aluminium	CH - Anod. champagne alum.	SB - Anod. sand aluminium				
04W - Dark beech	05W - Light oak (strip)	07W - Light cherry (strip)	09W - Red walnut (merbau-apple-walnut)	13W - Indonesian teak	18W - Light zerbano	21W - Oak powder	25W - Bleached fir	29W - White oak	
30W - Grey oak	31W - Victoria oak	32W - Pink oak	33W - Sawed oak	34W - Havana oak	35W - Edinburgh oak	36W - American oak	37W - Carvi oak	38W - Queens oak	
39W - Grey elm	41W - Ice oak	42W - Grace oak	44W - Honey oak	45W - Morocco oak	46W - Black decapè	48W - Cork oak	49W - Sand oak	53W	
54W	55W	65W - Tripoli	73W - Bangkok	75W - Liotard					

On request it is possible to realize other finishes of the color range: minimum order 100 pcs. Delivery time 4/5 weeks. Price to agreed. For sample finishes, contact the sales office for minimum quantities, timing and costs.

© 2019 All rights reserved by Progress Profiles. Printed in Italy

© 2019 All rights reserved by Progress Profiles. Printed in Italy

# PROFIXER LINE SYSTEM

INSERTS SOL 30 - SOL 40P - SOL 50  
+ NYLON ANCHORS + BASE



**ANODIZED ALUMINIUM (6 anod. alum. finishes of which 3 on demand)**  
thermo packed - bar length 2,7 lm - pack. 40 Pcs - 108 lm

Article	L mm	€/lm	€/Pc
PINS... 30	30	4,79	12,93
PNSP... 40P	40	6,18	16,69

**ANODIZED ALUM. (6 anod. alum. finishes of which 3 on demand)**  
thermo packed - bar length 0,90 lm - 20 Pcs with 5 anchors

Article	L mm	€/Pc
PINS... 309S	30	5,62

Available in the colours: AO - AA - AB (AT, CH and SB on demand with a minimum quantity order of 100 pcs)

**ALUMINIUM COVERED (77 wooden finishes of which 67 on demand)**  
thermo packed - bar length 2,7 lm - pack. 40 Pcs - 108 lm

Article	L mm	€/lm	€/Pc
PINS... 30	30	8,99	24,27

**ALUM. COVERED (77 wooden finishes of which 67 on demand)**  
thermo packed - bar length 0,90 lm - 20 Pcs with 5 anchors

Article	L mm	€/Pc
PINS... 309S	30	10,40

Available in the wooden finishes: 04W - 05W - 07W - 08W - 09W - 10W - 11W - 28W - 29W - 30W.  
The code of the selected colour must be added to the article code. E.g.: PINS...30 (chosen finish dark beech) PINS04W 30.



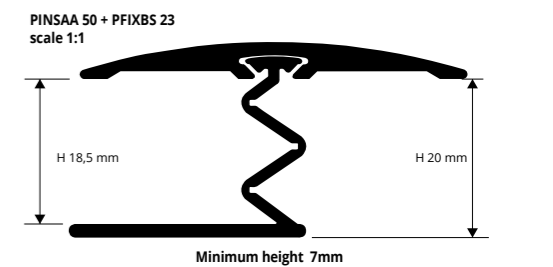
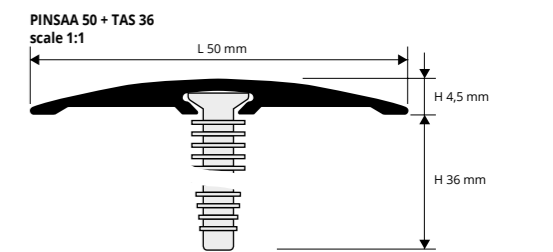
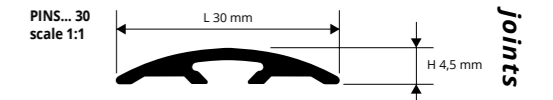
**ALUMINIUM COVERED (77 wooden finishes of which 45 on demand)**  
thermo packed - bar length 2,7 lm - pack. 40 Pcs - 108 lm

Article	L mm	€/lm	€/Pc
PNSP... 40 P	40	11,31	30,54

Available in the colours: 04W - 05W - 07W - 09W - 13W - 18W - 21W - 25W - 29W - 30W - 31W - 32W - 33W - 34W - 35W - 36W - 37W - 38W - 39W - 41W - 42W - 44W - 45W - 46W - 48W - 49W - 53W - 54W - 55W - 65W - 73W - 75W.  
The code of the selected colour must be added to the article code. E.g.: PINS... 30 (chosen finish anod. gold) PINSAO 30.

**ANODIZED SILVER ALUMINIUM**  
thermo packed - bar length 2,7 lm - pack. 20 Pcs - 54 lm

Article	L mm	€/lm	€/Pc
PINSAA 50	50	6,80	18,36

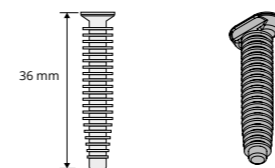


Joints

# NYLON 36 SCREW ANCHORS AND TAP-DOWN BASE

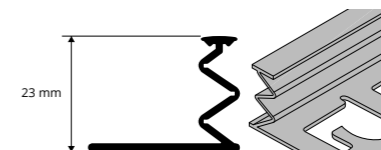
**SCREW ANCHORS 36 - H 36 mm - pack. 20 Pcs**  
for SOL 30-40-50 and ZERO CURVE 07-15

Article	H mm	€/Pc	€/Pack.
TAS 36	36	0,22	4,40

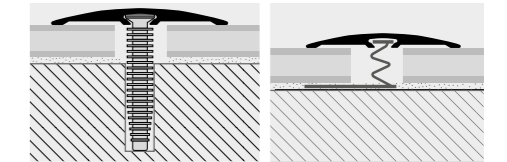


**PROFIXER TAP-DOWN BASE - ALUM. PUNCHED/PERFORATED**  
for SOL 30-40-50 and ZERO CURVE 07-15

Article	H mm	€/lm	€/Pc
PFIKBS 23	23	5,31	14,34



EXAMPLES AND INSTRUCTIONS FOR LAYING METHODS



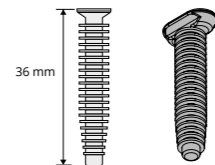
1. Choose the PROFIXER LINE SYSTEM profile in the required type and finish. 2. Cut the profile to the required length.  
**For the version with screw anchors:**  
3. Make 5 drill holes per linear metre on the floor using a Ø 7mm drill, insert the anchors into the relative groove/channel of the profile and with the help of a rubber/plastic hammer, tap evenly over the surface until the anchor slots into the hole.  
**For the version with tap-down aluminium base:**  
3. First insert the base into the groove/channel of the "TOP" profile and then fix or glue the base to the floor; alternatively first fix or glue the base to the floor and then insert the profile. 4. Close the profile, applying uniform pressure, either manually or with the help of a rubber hammer.

WOODEN/LVT

# NYLON 36 SCREW ANCHORS AND TAP-DOWN BASE

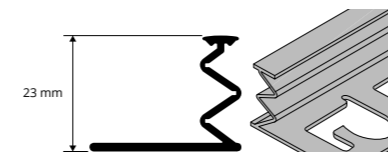
**SCREW ANCHORS 36 - H 36 mm - pack. 20 Pcs**  
for SOL 30-40-50 and ZERO CURVE 07-15

Article	H mm	€/Pc	€/Pack.
TAS 36	36	0,22	4,40



**PROFIXER TAP-DOWN BASE - ALUM. PUNCHED/PERFORATED**  
for SOL 30-40-50 and ZERO CURVE 07-15

Article	H mm	€/lm	€/Pc
PFIKBS 23	23	5,31	14,34

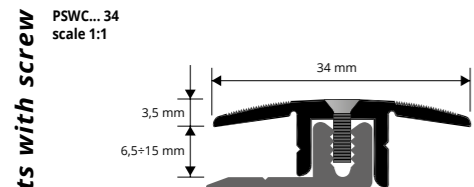


Prices are referred to whole packs 10% increase for minimum orders of 10 Pcs 20% increase for orders of less than 10 Pcs.

Prices are referred to whole packs 10% increase for minimum orders of 10 Pcs 20% increase for orders of less than 10 Pcs.

## PROSCREW 34

ANODIZED SILVER, GOLD, BRONZE, SAND AND CHAMPAGNE ALUMINIUM



PSWC... 34 scale 1:1

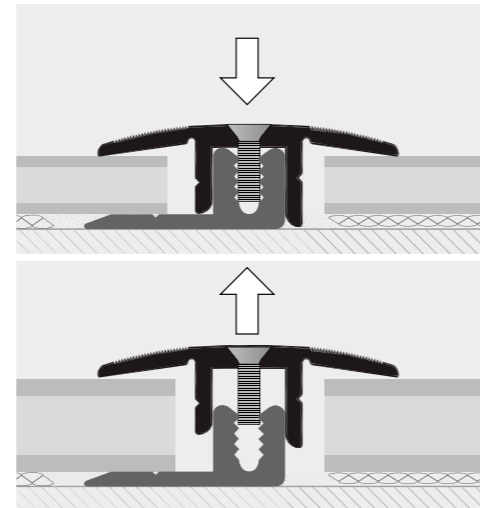
BASE + TOP IN ANODIZED SILVER, GOLD, BRONZE, SAND AND CHAMPAGNE ALUMINIUM + SCREWS AND SCREW ANCHORS thermo packed - bar length 2,7 lm - pack. 20 Pcs - 54 lm

Article	L mm	€/lm	€/Pc
PSWCAA 34	34	12,96	34,99
PSWCAO 34	34	12,96	34,99
PSWCSB 34	34	12,96	34,99
PSWCAB 34	34	13,60	36,72
PSWCCH 34	34	13,60	36,72

To order the following items (top and base), see page 247  
Add + 5% of the price €/lm for the self pack version 0,90 lm

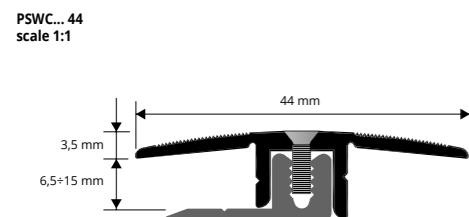


EXAMPLE OF LAYING



## PROSCREW 44

ANODIZED SILVER, GOLD, BRONZE, SAND AND CHAMPAGNE ALUMINIUM



PSWC... 44 scale 1:1

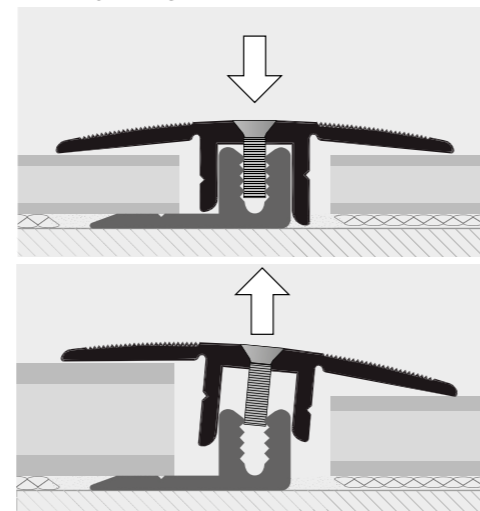
BASE + TOP IN ANODIZED SILVER, GOLD, BRONZE, SAND AND CHAMPAGNE ALUMINIUM + SCREWS AND SCREW ANCHORS thermo packed - bar length 2,7 lm - pack. 20 Pcs - 54 lm

Article	L mm	€/lm	€/Pc
PSWCAA 44	44	13,60	36,72
PSWCAO 44	44	13,60	36,72
PSWCSB 44	44	13,60	36,72
PSWCAB 44	44	14,28	38,56
PSWCCH 44	44	14,28	38,56

To order the following items (top and base), see page 247  
Add + 5% of the price €/lm for the self pack version 0,90 lm

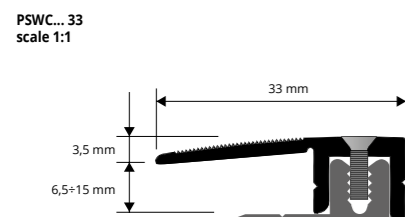


EXAMPLE OF LAYING



## PROSCREW 33

ANODIZED SILVER, GOLD, BRONZE, SAND AND CHAMPAGNE ALUMINIUM



PSWC... 33 scale 1:1

BASE + TOP IN ANODIZED SILVER, GOLD, BRONZE, SAND AND CHAMPAGNE ALUMINIUM + SCREWS AND SCREW ANCHORS thermo packed - bar length 2,7 lm - pack. 20 Pcs - 54 lm

Article	L mm	€/lm	€/Pc
PSWCAA 33	33	12,96	34,99
PSWCAO 33	33	12,96	34,99
PSWCSB 33	33	12,96	34,99
PSWCAB 33	33	13,60	36,72
PSWCCH 33	33	13,60	36,72

To order the following items (top and base), see page 247  
Add + 5% of the price €/lm for the self pack version 0,90 lm

COLOURS

ANODIZED

ANODIZED	ANODIZED			
AA - Anod. silver alum.	AO - Anod. gold alum.	AB - Anod. bronze alum.	CH - Anod. champagne alum.	SB - Anod. sand alum.

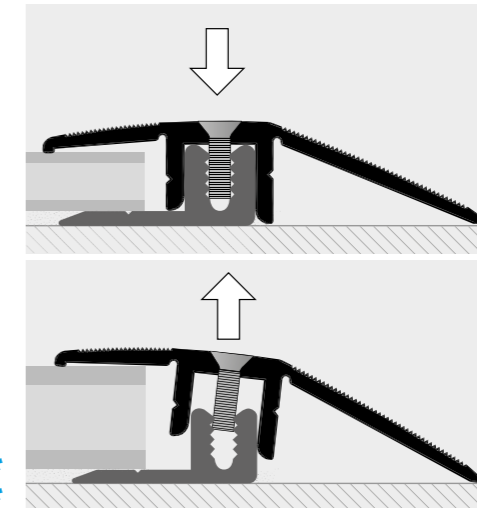
ON DEMAND (minimum quantity 100 pcs)

\* = Production on demand with minimum quantity of 100 pcs. Delivery time 4/5 weeks, price to agree

Prices are referred to whole packs 10% increase for minimum orders of 10 Pcs 20% increase for orders of less than 10 Pcs.



EXAMPLE OF LAYING



BASE + TOP IN ANODIZED SILVER, GOLD, BRONZE, SAND AND CHAMPAGNE ALUMINIUM + SCREWS AND SCREW ANCHORS thermo packed - bar length 2,7 lm - pack. 20 Pcs - 54 lm

Article	L mm	€/lm	€/Pc
PSWCAA 50	50	14,17	38,26
PSWCAO 50	50	14,17	38,26
PSWCSB 50	50	14,17	38,26
PSWCAB 50	50	14,76	39,85
PSWCCH 50	50	14,76	39,85

To order the following items (top and base), see page 247  
Add + 5% of the price €/lm for the self pack version 0,90 lm

COLOURS

ANODIZED

ANODIZED	ANODIZED			
AA - Anod. silver alum.	AO - Anod. gold alum.	AB - Anod. bronze alum.	CH - Anod. champagne alum.	SB - Anod. sand alum.

ON DEMAND (minimum quantity 100 pcs)

## SCREWS to fix all perforated versions

NICKEL PLATED

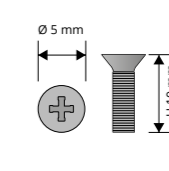
WHITE NICKEL-PLATED FLATHEAD SCREW UNI 7688 3X10 pack. 14 Pcs

Article	Ø mm	lengthH mm	€/Pack.
VIZBP 310	05	10	3,09

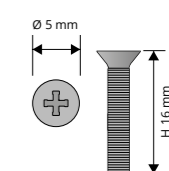
WHITE NICKEL-PLATED FLATHEAD SCREW UNI 7688 3X16 pack. 14 Pcs

Article	Ø mm	lengthH mm	€/Pack.
VIZBP 316	05	16	3,09

VIZBP 310



VIZBP 316



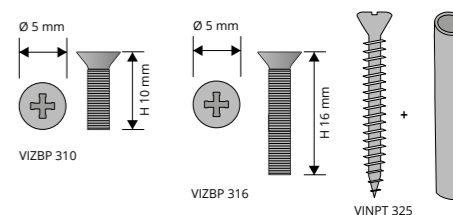
## KIT PROSCREW

KIT PROSCREW

Article	€/KIT
KIT PROSCREW	5,15

KIT consists of 14 screws VIZBP 310, 14 screws VIZBP 316, 15 screws + screw anchors VINPT 325

KIT PROSCREW



EXAMPLE OF LAYING

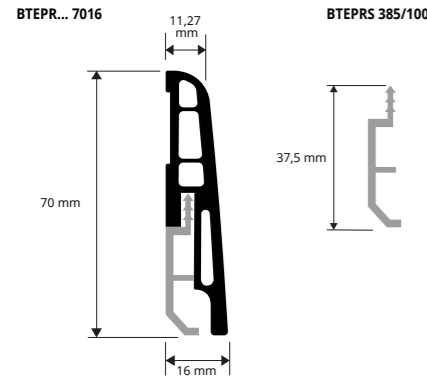


\* = Production on demand with minimum quantity of 100 pcs. Delivery time 4/5 weeks, price to agree

Prices are referred to whole packs 10% increase for minimum orders of 10 Pcs 20% increase for orders of less than 10 Pcs.

## SKIRTING 7016

FOAMED VINYL RESIN  
77 WOODEN FINISHES (53 on demand),  
AND 3 IN SOLID COLOUR



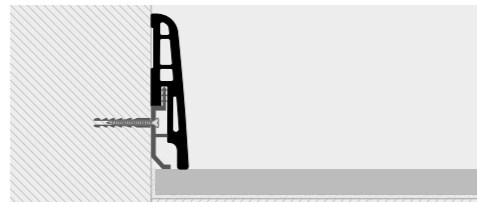
### EXAMPLES AND INSTRUCTIONS FOR LAYING METHODS

1. Choose the "SKIRTING 7016" in the required colour. 2. Lay the skirting using quick-setting acrylic silicone, mastic or bostik, suitable for gluing flexible PVC onto mortar-plaster-accessorised walls, etc. or fix with screws/nails.



FOAMED VINYL RESIN (wooden finishes, black, white and silver)  
bar length 2,5 lm - pack. 20 Pcs - 50 lm

Article	H mm	€/lm	€/Pc
BTEPR... 7016	70	3,66	9,15



On request it is possible to realize other finishes of the color range: minimum order 100 pcs. Delivery time 4/5 weeks. Price to agreed. For sample finishes, contact the sales office for minimum quantities, timing and costs.



SUPPORT / FIXING CLIP - PLASTIC  
support length 5 cm - pack. 100 Pcs

Article	H mm	€/Pc	€/Pack.
BTEPRS 385/100	37,5	0,10	10,00

Order the support and choose the skirting in the desired finish.

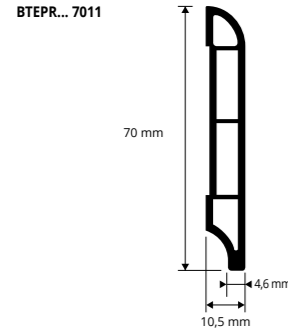
IN/EXTERNAL CORNERS and END CAPS KIT  
(wooden finishes - black - white and silver)

Article	H mm	€/KIT
KIT BTEPR ...7016I (internal kit)	70	9,22
KIT BTEPR ...7016E (external kit)	70	9,22

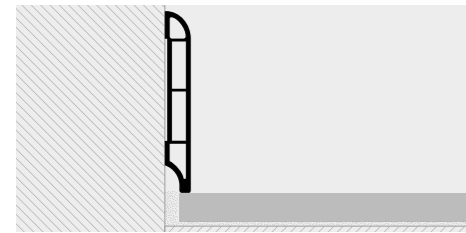
Available in the wooden finishes: 04W-05W-13W-18W-21W-25W-29W-30W-31W-32W-33W-34W-35W-36W-37W-38W-39W-41W-42W-44W-45W-53W-54W-55W-B-N-AA.  
The code of the selected colour must be added to the article code.  
E.g.: BTEPR... 7016 (chosen finish Dark beech) BTEPR04W 7016

## SKIRTING 7011

FOAMED VINYL RESIN  
77 WOODEN FINISHES (50 on demand),  
AND 3 IN SOLID COLOUR



### EXAMPLES AND INSTRUCTIONS FOR LAYING METHODS



1. Choose the "SKIRTING 7011" in the required colour. 2. Lay the skirting using quick-setting suitable adhesive for gluing flexible PVC onto mortar-plaster-accessorised walls, etc. or fix with nails.



FOAMED VINYL RESIN (wooden finishes, black, white and silver)  
bar length 2,5 lm - pack. 20 Pcs - 50 lm

Article	H mm	€/lm	€/Pc
BTEPR... 7011	70	3,50	8,75

COLOURS (For a precise assessment of colours request the wooden finishes sample range)

05W - Light oak (strip)	07W - Light cherry (strip)	09W - Red walnut (merbau-apple-walnut)	18W - Light Zebra	21W - Powder Oak	29W - White oak	30W - Gray oak	31W - Victoria oak	32W - Pink oak	34W - Havana oak
35W - Edimburgo oak	37W - Carvi oak	40W - Brown oak	41W - Ice oak	42W - Grace oak	43W - Manhattan oak	44W - Honey oak	46W - Black decapè	47W - Black oak	48W - Cork oak
49W - Sand oak	65W - Tripoli	73W - Bangkok	75W - Lotard	69W	71W	72W	B - White	N - Black	AA - Silver

On request it is possible to realize other finishes of the color range: minimum order 100 pcs. Delivery time 4/5 weeks. Price to agreed. For sample finishes, contact the sales office for minimum quantities, timing and costs.

## IN/EXTERNAL CORNERS and END CAPS KIT


FOAMED VINYL RESIN 77 WOODEN FINISHES (50 on demand), AND 3 IN SOLID COLOUR

INTERNAL CORNER KIT



KIT BTEPR ... 7011I

EXTERNAL CORNER KIT



KIT BTEPR ... 7011E

IN/EXTERNAL CORNERS and END CAPS KIT  
(wooden finishes - black - white and silver)

Article	H mm	€/KIT
KIT BTEPR ...7011I (internal kit)	70	8,19
KIT BTEPR ...7011E (external kit)	70	8,19

The kits are composed respectively by 1 inside corner + two end caps and 1 outside corner + two end caps.

Available in the wooden finishes: 05W-07W-09W-18W-21W-29W-30W-31W-32W-34W-35W-37W-40W-41W-42W-43W-44W-46W-47W-48W-49W-65W-73W-75W-69W-71W-72W-B-N-AA.  
The code of the selected colour must be added to the article code.  
E.g.: KIT BTEPR ...7011I (chosen finish Light oak) KIT BTEPR04W 7011I

PROSEAL WOOD is a new inner connector square suitable for creating a concave skirting for wood / rolled-melamine floating wood / ceramic / marble tiles to reduce the floor /covering detachment. The particular material used allows to resist to the main chemical agents ant to small breakages. PROSEAL WOOD's dimensions allow the necessary expansion of the outer joint. Ideal for public (schools, rest homes, recreational area) and private places. In expanded PVC , in 2 wooden finishes 4 in matching colours to combine with various wooden finishes. Easy to lay with fixing silicone.

## PROSEAL WOOD

EXPANDED PVC 2 WOODEN FINISHES  
AND 4 PLAIN COLOURS



EXPANDED PVC - 2 WOODEN FINISHES  
bar length 2,5 lm - pack. 40 Pcs - 100 lm

Article	L x H mm	€/lm	€/Pc
PSAW... 20	21 x 21	0,77	1,93

Available in the wooden finishes: 05W - 10W .  
The code of the selected colour must be added to the article code.  
E.g.: PSAW...20 (chosen colour wenge) PSAWN 20.

COLOURS

05W - Light oak (strip)	10W - Wenge (Panga-Panga - Wenge)
-------------------------	-----------------------------------

The shade of the wooden finish in rigid expanded vinyl resin/ PVC results slightly different from the film usually applied on the profiles in aluminum.



ESPANDED PVC - 4 COLOURS  
bar length 2,5 lm - pack. 40 Pcs - 100 lm

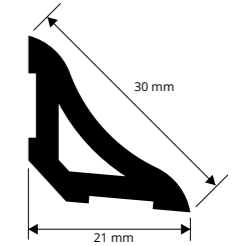
Article	L x H mm	€/lm	€/Pc
PSAW... 20	21 x 21	0,72	1,80

Available in the colours: B - GC - GS - N.  
The code of the selected colour must be added to the article code.  
E.g.: PSAW...20 (chosen colour black) PSAWN 20.

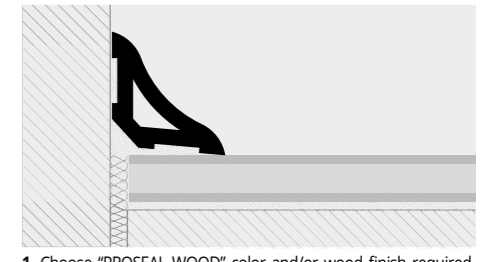
COLOURS

B - White	GC - Light grey	GS - Dark grey
N - Black		

PSAW... 20  
scale 1:1



### EXAMPLES AND INSTRUCTIONS FOR LAYING METHODS



1. Choose "PROSEAL WOOD" color and/or wood finish required.  
2. The laying must be carried out using fast fixing acrylic silicone, mastic, bostik suitable for gluing PVC with mortar - plaster - wall units etc., or fix using screws/nails.

transition profiles

PROANGLE WOOD is a new inner connector square suitable for creating a convex skirting for wood / rolled-melamine floating wood / ceramic / marble floor to reduce the floor /covering detachment. The particular material used allows to resist to the main chemical agents and to small breakages. PROANGLE WOOD's dimensions allow the necessary expansion of the outer joint. Ideal for public (schools, rest homes, recreational area) and private places. In expanded PVC , in 2 wooden finishes 4 in matching colours to combine with various wooden finishes. Easy to lay with fixing silicone.

## PROANGLE WOOD

EXPANDED PVC 2 WOODEN FINISHES  
AND 4 PLAIN COLOURS



EXPANDED RIGID PVC - 2 WOODEN FINISHES  
bar length 2,5 lm - pack. 40 Pcs - 100 lm

Article	L x H mm	€/lm	€/Pc
PGAW... 15	15 x15	0,58	1,45

Available in the wooden finishes: 05W - 10W .  
The code of the selected colour must be added to the article code.  
E.g.: PSAW...20 (chosen colour wenge) PSAWN 20.

COLOURS

05W - Light oak (strip)	10W - Wenge (Panga-Panga - Wenge)
-------------------------	-----------------------------------

The shade of the wooden finish in rigid expanded vinyl resin/ PVC results slightly different from the film usually applied on the profiles in aluminum.



EXPANDED RIGID - 4 COLOURS  
bar length 2,5 lm - pack. 40 Pcs - 100 lm

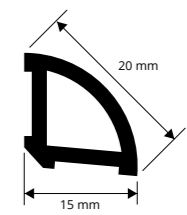
Article	L x H mm	€/lm	€/Pc
PGAW... 15	15 x15	0,53	1,33

Available in the colours: B - GC - GS - N.  
The code of the selected colour must be added to the article code.  
E.g.: PSAW...20 (chosen colour black) PSAWN 20.

COLOURS

B - White	GC - Light grey	GS - Dark grey
N - Black		

PGAW... 15  
scale 1:1



### EXAMPLES AND INSTRUCTIONS FOR LAYING METHODS



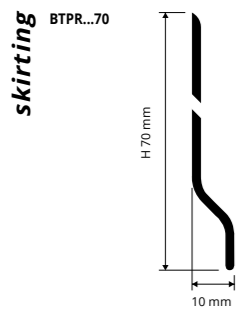
1. Choose "PROANGLE WOOD" color and/or wood finish required.  
2. The laying must be carried out using fast fixing acrylic silicone, mastic, bostik, suitable for gluing PVC with mortar-plaster-wall units etc., or fix using screws/nails.

transition profiles

# SKIRTING

EXPANDED VINYL RESIN - 12 FINISHES  
(4 PLAIN COLOURS AND 8 WOODEN FINISHES)

**SKIRTING** in PVC foam height 70 mm in 12 finishes: 4 in semi-matt black-grey-white and 8 wooden finishes to be matched with the PROINSERT SYSTEM profiles for floating laminated wood floors and traditional parquet floors. Laying is done by gluing (acetic silicone - acrylic - mastic) or using screws or nails. Attractive, strong, hardwearing and economic, it is easy to lay and ideal for many public premises (hospitals, schools, gymnasiums, rest homes and creative areas) and private environments. Easy to match with many wood species.



### EXAMPLES AND INSTRUCTIONS FOR LAYING METHODS

1. Choose the "SKIRTING" in the required colour. 2. Lay the skirting using quick-setting acrylic silicone, mastic or bostik, suitable for gluing flexible PVC onto mortar-plaster-accessorised walls, etc. or fix with screws/nails.



Available in the colours: B - GC - GS - N - 04W - 05W - 06W - 07W - 08W - 09W - 10W - M.  
The code of the selected colour must be added to the article code. E.g.: BTPR... 70 (chosen colour black) BTPRN 70.

### COLOURS


The shade of the wooden finish in rigid expanded vinyl resin/pvc results slightly different from the film usually applied on the profiles in aluminum.

### EXPANDED RIGID VINYL RESIN (black - light and dark grey - white)

bar length 2 lm - pack. 60 Pcs - 120 lm

Article	H mm	€/lm	€/Pc	€/Pack.
BTPR... 70	70	1,00	2,00	120,00

### EXPANDED RIGID VINYL RESIN (11 wooden finishes)

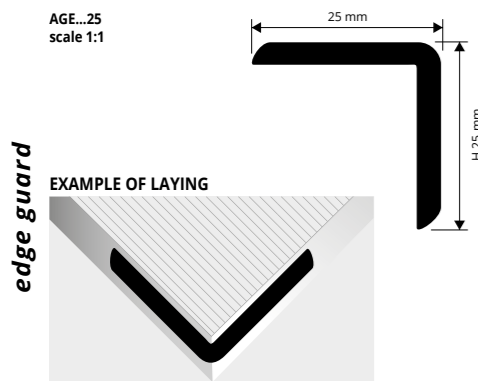
bar length 2 lm - pack. 60 Pcs - 120 lm

Article	H mm	€/lm	€/Pc	€/Pack.
BTPR... 70	70	1,05	2,10	126,00

# ANGLE BAR

EXPANDED VINYL RESIN - 12 FINISHES  
(4 PLAIN COLOURS AND 8 WOODEN FINISHES)

**ANGLE BAR** produced in expanded PVC in 12 finishes: 4 colours in semi-matt, black-grey-white and 8 wooden finishes used to protect angles. Laying is done by gluing (acetic silicone - acrylic - mastic) or using screws or nails. Attractive, strong, hardwearing and economic, it is easy to lay and ideal for many public premises (hospitals, schools, gymnasiums, rest homes and creative areas) and private environments. Easy to match with many wood species.



### EXPANDED RIGID VINYL RESIN (black - light and dark grey - white)

bar length 2,7 lm - pack. 40 Pcs - 108 lm

Article	L x H mm	€/lm	€/Pc
AGE... 25	25 x 25	0,90	2,43

Available in the colours: B - GC - GS - N - 04W - 05W - 06W - 07W - 08W - 09W - 10W - M.  
The code of the selected colour must be added to the article code. E.g.: AGE... 25 (chosen colour black) AGEN 25.

The shade of the wooden finish in rigid expanded vinyl resin/pvc results slightly different from the film usually applied on the profiles in aluminum.



### EXPANDED RIGID VINYL RESIN (8 wooden finishes)

bar length 2,7 lm - pack. 40 Pcs - 108 lm

Article	L x H mm	€/lm	€/Pc
AGE... 25	25 x 25	0,92	2,48

# LVT PROFILES - SOL 30P

ALUMINIUM 6 ANODIZED FINISHES (3 on demand)  
AND 77 WOODEN FINISHES (52 on demand)

### ALUMINIUM TOP 77 wooden fin. (52 on demand), 6 anodized fin. (3 on demand)

thermo packed - bar length 2,7 lm - pack. 20 Pcs - 54 lm

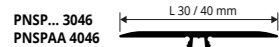
Article	L mm	€/lm	€/Pc
PNSP... 3046 (anod. top)	30	3,61	9,75
PNSP... 3046 (wood top)	30	6,18	16,69

Available in the anodized finishes: AO - AA - AB (AT, CH and SB on demand with a minimum quantity order of 100 pcs) 05W - 09W - 13W - 18W - 21W - 25W - 29W - 30W - 31W - 32W - 33W - 34W - 35W - 36W - 37W - 38W - 39W - 41W - 42W - 43W - 44W - 45W - 46W - 47W - 48W - 49W. The code of the selected colour must be added to the article code. E.g.: PNSP... 3046 (chosen finish anod. gold) PNSPAO 3046.

### ALUMINIUM TOP (anod. silver)

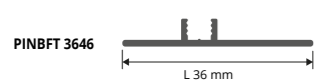
thermo packed - bar length 2,7 lm - pack. 20 Pcs - 54 lm

Article	L mm	€/lm	€/Pc
PNSPAA 4046 (top)	40	3,86	10,42



### BASE (vinyl resin/PVC) - bar length 2,7 lm

Article	L mm	€/lm	€/Pc
PINBFT 3646 (base vinyl resin/PVC)	36	1,96	5,29



# LVT PROFILES - ZERO CURVE

ALUMINIUM 6 ANODIZED FINISHES (3 on demand)  
AND 77 WOODEN FINISHES (52 on demand)

### ALUMINIUM TOP 77 wooden fin. (52 on demand), 6 anodized fin. (3 on demand)

thermo packed - bar length 2,7 lm - pack. 20 Pcs - 54 lm

Article	L mm	€/lm	€/Pc
PINZ... 2646 (anod. top)	26	3,61	9,75
PINZ... 2646 (wood top)	26	6,18	16,69

Available in the anodized finishes: AO - AA - AB (AT, CH and SB on demand with a minimum quantity order of 100 pcs) 05W - 09W - 13W - 18W - 21W - 25W - 29W - 30W - 31W - 32W - 33W - 34W - 35W - 36W - 37W - 38W - 39W - 41W - 42W - 43W - 44W - 45W - 46W - 47W - 48W - 49W. The code of the selected colour must be added to the article code. E.g.: PINZ... 2646 (chosen finish anod. gold) PINZAO 2646.

### ALUMINIUM TOP (anod. silver)

thermo packed - bar length 2,7 lm - pack. 20 Pcs - 54 lm

Article	L mm	€/lm	€/Pc
PINZAA 3246 (top)	32	3,86	10,42



### BASE (vinyl resin/PVC) - bar length 2,7 lm

Article	L mm	€/lm	€/Pc
PINBFT 2346 (base vinyl resin/PVC)	23	1,96	5,29



# LVT PROFILES - TERMINAL PIN

ALUMINIUM 6 ANODIZED FINISHES (3 on demand)  
AND 77 WOODEN FINISHES (52 on demand)

### ALUMINIUM TOP 77 wooden fin. (52 on demand), 6 anodized fin. (3 on demand)

thermo packed - bar length 2,7 lm - pack. 20 Pcs - 54 lm


Article	L mm	€/lm	€/Pc
PINTP... 1946 (anod. top)	19	3,61	9,75
PINTP... 1946 (wood top)	19	6,18	16,69

Available in the anodized finishes: AO - AA - AB (AT, CH and SB on demand with a minimum quantity order of 100 pcs) 04W - 05W - 07W - 09W - 13W - 18W - 21W - 25W - 29W - 30W - 31W - 32W - 33W - 34W - 35W - 36W - 37W - 38W - 39W - 41W - 42W - 44W - 45W - 46W - 48W - 49W. The code of the selected colour must be added to the article code. E.g.: PINTP... 1946 (chosen finish anod. gold) PINTPAO 1946.

### ALUMINIUM TOP (anod. silver)

thermo packed - bar length 2,7 lm - pack. 20 Pcs - 54 lm

Article	L mm	€/lm	€/Pc
PINTPAA 2546 (top)	25	3,86	10,42



### BASE (vinyl resin/PVC) - bar length 2,7 lm

Article	L mm	€/lm	€/Pc
PINBFT 2346 (base vinyl resin/PVC)	23	1,96	5,29



# SOL 30 (only top)

77 WOODEN-FINISHES (67 on demand)  
6 ANODIZED FINISHES (3 on demand)

### ANODIZED ALUMINIUM (6 anod. alum. finishes of which 3 on demand)

thermo packed - bar length 2,7 lm - pack. 40 Pcs - 108 lm

Article	L mm	€/lm	€/Pc
PINS... 30	30	4,79	12,93

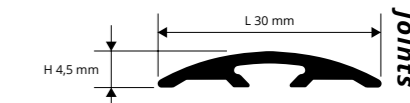
Available in the anodized finishes: AO - AA - AB (AT, CH and SB available on demand with a minimum quantity order of 100 pcs), 04W - 05W - 07W - 09W - 13W - 18W - 21W - 25W - 29W - 30W.  
The code of the selected colour must be added to the article code. E.g.: PINS... 30 (chosen finish anod. gold) PINSAO 30.

### ALUMINIUM COVERED (77 wooden finishes f which 67 on demand)

thermo packed - bar length 2,7 lm - pack. 40 Pcs - 108 lm

Article	L mm	€/lm	€/Pc
PINS... 30	30	8,99	24,27

PINS... 30  
scale 1:1



# TERMINAL PIN (only top)

77 WOODEN-FINISHES (45 on demand)  
6 ANODIZED FINISHES (3 on demand)

### ANODIZED ALUMINIUM (6 anod. alum. finishes of which 3 on demand)

thermo packed - bar length 2,7 lm - pack. 40 Pcs - 108 lm

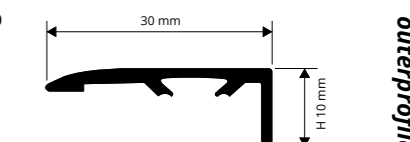
Article	H mm	€/lm	€/Pc
PINTP... 10	10	6,98	18,85

### ALUMINIUM COVERED (77 wooden finishes f which 45 on demand)

thermo packed - bar length 2,7 lm - pack. 40 Pcs - 108 lm

Article	H mm	€/lm	€/Pc
PINTP... 10	10	11,79	31,83

PINTP... 10  
scale 1:1



# ZERO CURVE 07-09-13-15 (only top)

77 WOODEN-FINISHES (45 on demand)  
6 ANODIZED FINISHES (3 on demand)

### ANODIZED ALUMINIUM (6 anod. alum. finishes of which 3 on demand)

thermo packed - bar length 2,7 lm - pack. 20 Pcs - 54 lm (H 7 - H 9 mm - 108 lm)

Article	H mm	€/lm	€/Pc
PINZ... 07	7 / 11	6,56	17,71
PINZ... 09	11 / 14	7,13	19,25
PINZ... 13	15 / 17	9,42	25,43
PINZ... 15	19 / 22	9,87	26,65

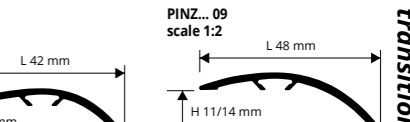
### ALUMINIUM COVERED (77 wooden finishes f which 45 on demand)

thermo packed - bar length 2,7 lm - pack. 20 Pcs - 54 lm (H 7 - H 9 mm - 108 lm)

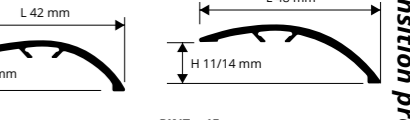
Article	H mm	€/lm	€/Pc
PINZ... 07	7 / 11	12,03	32,48
PINZ... 09	11 / 14	12,48	33,70
PINZ... 13	15 / 19	14,28	38,56
PINZ... 15	19 / 22	15,59	42,09

Available in the anodized finishes: AO - AA - AB (AT, CH and SB on demand with a minimum quantity order of 100 pcs) 04W - 05W - 07W - 09W - 13W - 18W - 21W - 25W - 29W - 30W - 31W - 32W - 33W - 34W - 35W - 36W - 37W - 38W - 39W - 41W - 42W - 44W - 45W - 46W - 48W - 49W - 53W - 54W - 55W - 65W - 73W - 75W.  
The code of the selected colour must be added to the article code. E.g.: PINZ... 07 (chosen finish anod. gold) PINZAO 07.

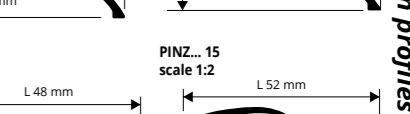
PINZ... 07  
scale 1:2



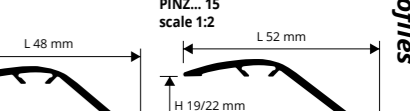
PINZ... 09  
scale 1:2



PINZ... 13  
scale 1:2



PINZ... 15  
scale 1:2



# STYLE STAIR (only top)

77 WOODEN-FINISHES (56 on demand)  
6 ANODIZED FINISHES (3 on demand)

### ANODIZED ALUMINIUM (6 anod. alum. finishes of which 3 on demand)

thermo packed - bar length 2,7 lm - pack. 20 Pcs - 54 lm

Article	L x H mm	€/lm	€/Pc
PINY...	27,5 x 25	7,49	20,22

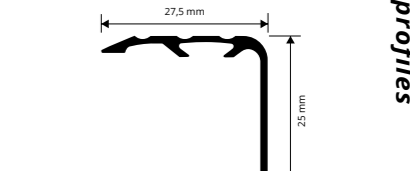
### ALUMINIUM COVERED (77 wooden finishes f which 56 on demand)

thermo packed - bar length 2,7 lm - pack. 10 Pcs - 27 lm

Article	L x H mm	€/lm	€/Pc
PINY...	27,5 x 25	12,63	34,10

Available in the colours: AO - AA - AB (AT, CH and SB on demand with a minimum quantity order of 100 pcs) 05W - 07W - 09W - 18W - 21W - 29W - 30W - 31W - 32W - 34W - 35W - 37W - 41W - 42W - 44W - 46W - 48W - 49W - 65W - 73W - 75W.  
The code of the selected colour must be added to the article code. E.g.: PINY... (chosen finish anod. gold) PINYAO.

PINY...



# STYLE STAIR L (only top)

77 WOODEN-FINISHES (53 on demand)  
6 ANODIZED FINISHES (3 on demand)

### ANODIZED ALUMINIUM (6 anod. alum. finishes of which 3 on demand)

thermo packed - bar length 2,7 lm - pack. 20 Pcs - 54 lm

Article	L x H mm	€/lm	€/Pc
PINYL...	45 x 23,8	8,24	22,25

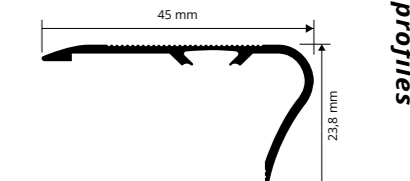
### ALUMINIUM COVERED (77 wooden finishes f which 53 on demand)

thermo packed - bar length 2,7 lm - pack. 10 Pcs - 27 lm

Article	L x H mm	€/lm	€/Pc
PINYL...	45 x 23,8	13,90	37,53

Available in the colours: AO - AA - AB (AT, CH and SB on demand with a minimum quantity order of 100 pcs) 04W - 05W - 13W - 18W - 21W - 25W - 29W - 30W - 31W - 32W - 33W - 34W - 35W - 36W - 37W - 38W - 39W - 41W - 42W - 44W - 45W - 53W - 54W - 55W  
The code of the selected colour must be added to the article code. E.g.: PINYL... (chosen finish anod. gold) PINYAO.

PINYL...



# SOL 40 P (only top)

77 WOODEN-FINISHES (45 on demand)  
6 ANODIZED FINISHES (3 on demand)

### ANODIZED ALUMINIUM (6 anod. alum. finishes of which 3 on demand)

thermo packed - bar length 2,7 lm - pack. 40 Pcs - 108 lm

Article	L mm	€/lm	€/Pc
PNSP... 40P	40	6,18	16,69

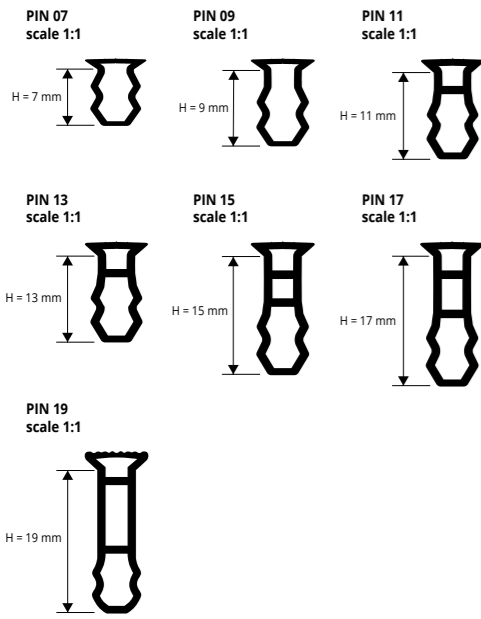
### ALUMINIUM COVERED (77 wooden finishes f which 45 on demand)

thermo packed - bar length 2,7 lm - pack. 10 Pcs - 27 lm

Article	L mm	€/lm	€/Pc
PNS			

# INTERCHANGEABLE INSERT

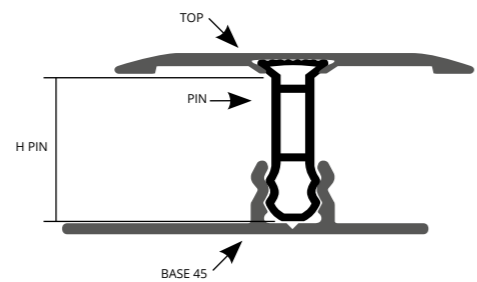
RIGID IMPACT-RESISTANT  
NO-TOXIC VINYL RESIN



RIGID IMPACT-RESISTANT NO-TOXIC VINYL RESIN  
bar length 2,7 lm - pack. 20 Pcs - 54 lm

Article	H mm	€/lm	€/Pc
PIN 07	7	1,06	2,86
PIN 09	9	1,16	3,13
PIN 11	11	1,28	3,46
PIN 13	13	1,39	3,75
PIN 15	15	1,50	4,05
PIN 17	17	1,64	4,43
PIN 19	19	1,74	4,70

FOR SOL 40 P AND TERMINAL PIN



RIGID IMPACT-RESISTANT NO-TOXIC VINYL RESIN  
bar length 2,7 lm - pack. 20 Pcs - 54 lm

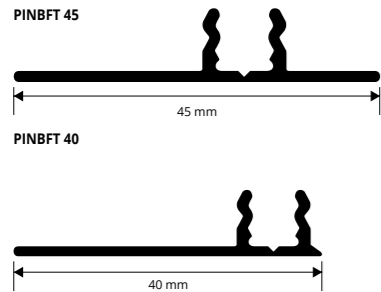
Article	H mm	€/lm	€/Pc
PIN 09	9	1,16	3,13
PIN 11	11	1,28	3,46
PIN 13	13	1,39	3,75
PIN 15	15	1,50	4,05
PIN 17	17	1,64	4,43
PIN 19	19	1,74	4,70

FOR ZERO CURVE, STYLE STAIR

For a correct assembly, see the drawings of the complete products in the previous pages

# PROINSERT BASE 45 AND BASE 40

NATURAL ALUMINIUM



ALUM. PUNCHED/PERFORED FOR SOL 30-40-50 AND ZERO CURVE  
bar length 2,7 lm - pack. 20 Pcs - 54 lm

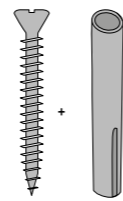
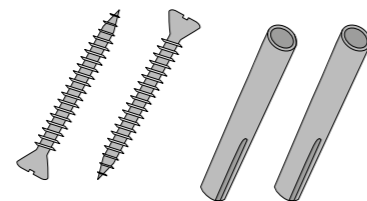
Article	width mm	€/lm	€/Pc
PINBFT 45	45	5,03	13,58
PINBFT 40	40	4,96	13,39

# SCREWS and SCREW ANCHORS to fix all perforated version

NICKEL- PLATED

NICKEL - PLATED FLATHEAD SCREWS + SCREW ANCHORS  
pack. 1.000 Pcs

Article	Ø mm	length mm	€/Pack.
VINIPT 325	03	25	72,19



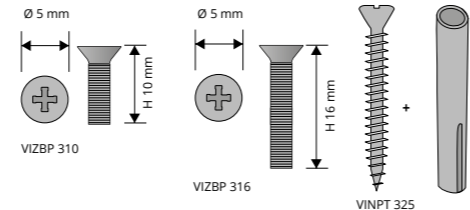
# KIT PROSCREW

KIT PROSCREW

Article	€/KIT
KIT PROSCREW	5,15

Kit consists of 14 screws VIZBP 310, 14 screws VIZBP 316, 15 screws + screw anchors VINPT 325

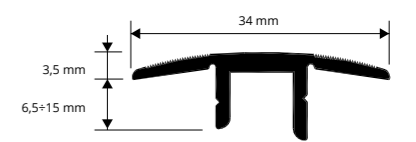
KIT PROSCREW



TOP IN ANODIZED SILVER, GOLD, BRONZE, SAND AND CHAMPAGNE ALUMINIUM thermo packed  
bar length 2,7 lm - pack. 20 Pcs - 54 lm

Article	L mm	€/lm	€/Pc
PSW... 34	34	7,11	19,20

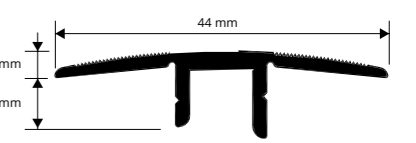
PSW... 34  
scale 1:1



TOP IN ANODIZED SILVER, GOLD, BRONZE, SAND AND CHAMPAGNE ALUMINIUM thermo packed  
bar length 2,7 lm - pack. 20 Pcs - 54 lm

Article	L mm	€/lm	€/Pc
PSW... 44	44	8,03	21,68

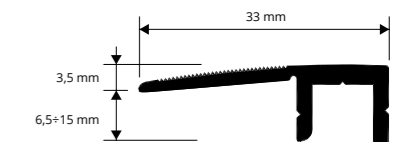
PSW... 44  
scale 1:1



TOP IN ANODIZED SILVER, GOLD, BRONZE, SAND AND CHAMPAGNE ALUMINIUM thermo packed  
bar length 2,7 lm - pack. 20 Pcs - 54 lm

Article	L mm	€/lm	€/Pc
PSW... 33	33	7,11	19,20

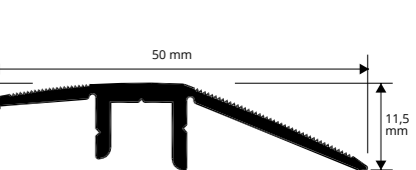
PSW... 33  
scale 1:1



TOP IN ANODIZED SILVER, GOLD, BRONZE, SAND AND CHAMPAGNE ALUMINIUM thermo packed  
bar length 2,7 lm - pack. 20 Pcs - 54 lm

Article	L mm	€/lm	€/Pc
PSW... 50	50	8,96	24,19

PSW... 50  
scale 1:1



COLOURS



ON DEMAND (minimum quantity 100 pcs)



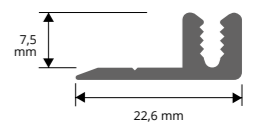
# PROSCREW BASE 07

NATURAL ALUMINIUM

BASE IN NATURAL ALUMINIUM thermo packed  
bar length 2,7 lm - pack. 20 Pcs - 54 lm

Article	L mm	€/lm	€/Pc
PSWBAN 07F	22,6	4,64	12,53

PSWBAN 07F



# SCREWS to fix all perforated versions

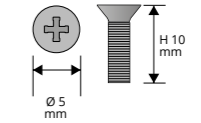
WHITE NICKEL-PLATED FLATHEAD SCREW UNI 7688 3X10  
pack. 14 Pcs

Article	Ø mm	length mm	€/Pack.
VIZBP 310	05	10	3,09

WHITE NICKEL-PLATED FLATHEAD SCREW UNI 7688 3X16  
pack. 14 Pcs

Article	Ø mm	length mm	€/Pack.
VIZBP 316	05	16	3,09

VIZBP 310



VIZBP 316

