


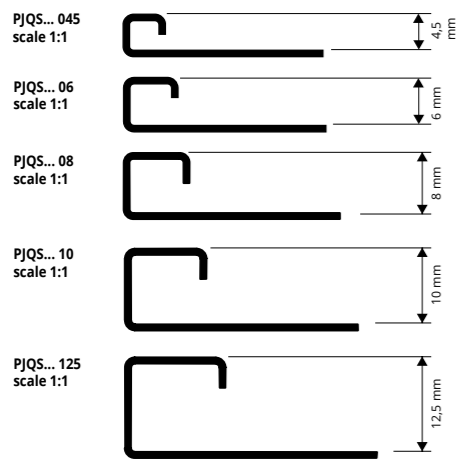
PROFILES FOR WALLS



OPERA HOUSE, SIDNEY, 1973
Jørn Utzon

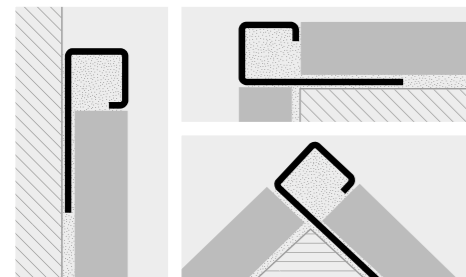
PROJOLLY SQUARE

POLISHED, SUPER POLISHED, SANDED AND SATIN FINISH STAINLESS STEEL AISI 304/1.4301-V2A



PJQSAC/S 11 & PJQSACML 11 AVAILABLE H 11 MM
PJQSAC/S 15 & PJQSACML 15 AVAILABLE H 15 MM

EXAMPLES AND INSTRUCTIONS FOR LAYING METHODS



1. Choose "PROJOLLY SQUARE" according to the tile thickness and desired finish. 2. Cut "PROJOLLY SQUARE" to the desired length and apply the adhesive on the support where the profile will be laid. 3. Press the anchoring flange of "PROJOLLY SQUARE" into the adhesive. 4. Lay the tiles, aligning them with the profile leaving a 2 mm joint. Remove immediately all remains of adhesive from the surface of the profile. 5. Fill the joints between the profile and the tiles with grout, in order to avoid water stagnation. Remove immediately all the remains of grout from the surface of the profile.

PROJOLLY SQUARE is a square corner bead profile in polished, super polished, sanded, satin finish stainless steel AISI 304/1.4301-V2A that can be applied on external corners of coverings. It can be used to close the perimeter of coverings, like a connection profile between step tread and riser of stairs coated with ceramic and natural stone tiles, and also as separation profile for floor and wall coverings. Its particular section, the availability in three different finishes and special pieces such as internal and external corners, end caps and joints make PROJOLLY SQUARE a much sought-after profile that allows a workmanlike application even in environments subject to high mechanical stresses.



POLISHED STAINLESS STEEL AISI 304/1.4301-V2A with protective film
bar length 2,7 lm - pack. 20 Pcs - 54 lm (H 4,5 - 108 lm) - 8/10 mm

Article	H mm	€/lm	€/Pc
PJQSAC 045	4,5	7,93	21,41
PJQSAC 06	6	8,35	22,55
PJQSAC 08	8	8,84	23,87
PJQSAC 10	10	9,31	25,14
PJQSAC 11	11	9,68	26,14
PJQSAC 125	12,5	9,84	26,57
PJQSAC 15	15	10,73	28,97



SATIN FINISH STAINLESS ST. AISI 304/1.4301-V2A with protective film
bar length 2,7 lm - pack. 20 Pcs - 54 lm (H 4,5 - 108 lm) - 8/10 mm

Article	H mm	€/lm	€/Pc
PJQSACS 045	4,5	9,20	24,84
PJQSACS 06	6	9,68	26,14
PJQSACS 08	8	11,69	31,56
PJQSACS 10	10	12,27	33,13
PJQSACS 11	11	12,48	33,70
PJQSACS 125	12,5	12,80	34,56
PJQSACS 15	15	13,60	36,72

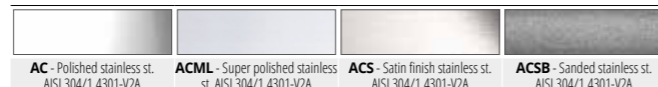
SUPER POLISHED STAINLESS STEEL AISI 304/1.4301-V2A
thermo packed
bar length 2,7 lm - pack. 20 Pcs - 54 lm - 8/10 mm

Article	H mm	€/lm	€/Pc
PJQSACML 045	4,5	10,68	28,84
PJQSACML 06	6	11,27	30,43
PJQSACML 08	8	12,11	32,70
PJQSACML 10	10	13,23	35,72
PJQSACML 11	11	13,48	36,4
PJQSACML 125	12,5	13,70	36,99
PJQSACML 15	15	15,39	41,55

SANDED STAINLESS STEEL AISI 304/1.4301-V2A with protective film
bar length 2,7 lm - pack. 20 Pcs - 54 lm - 8/10 mm

Article	H mm	€/lm	€/Pc
PJQSACSB 08	8	12,50	33,75
PJQSACSB 10	10	13,10	35,37
PJQSACSB 125	12,5	13,75	37,13


COLOURS



SUITABLE FOR USE IN CONTACT WITH FOODSTUFFS.

CAPSULES, END CAPS and THREE-WAYS JOINTS

POLISHED, SUPER POLISHED, SATIN AND SANDED FINISH STAINLESS STEEL AISI 304/1.4301-V2A / PLASTIC



JOINTS - PLASTIC

Article	H mm	€/Pc	€/Pack. 10 Pcs	€/Pack. 2 Pcs
GIJQ 045/...	4,5	2,22	22,20	4,86
GIJQ 06/...	6	2,22	22,20	4,86
GIJQ 08/...	8	2,22	22,20	4,86
GIJQ 10/...	10	2,22	22,20	4,86
GIJQ 11/...	11	2,22	22,20	4,86
GIJQ 125/...	12,5	2,22	22,20	4,86
GIJQ 15/...	15	2,22	22,20	4,86

Choose the desired packaging: E.g.: GIJQ .../10 (Pack. 10 Pcs)
GIJQ .../2 (Pack. 2 Pcs)

CAPSULES and END CAPS - POLISHED STAINLESS STEEL AISI 304/1.4301-V2A

Article	H mm	€/Pc	€/Pack. 10 Pcs	€/Pack. 2 Pcs
CPJQSAC 045/...	4,5	12,32	123,20	25,91
CPJQSAC 06/...	6	12,32	123,20	25,91
CPJQSAC 08/...	8	12,32	123,20	25,91
CPJQSAC 10/...	10	12,32	123,20	25,91
CPJQSAC 11/...	11	12,32	123,20	25,91
CPJQSAC 125/...	12,5	12,32	123,20	25,91
CPJQSAC 15/...	15	12,32	123,20	25,91
TPJQSAC 045-06-08-10-11-125-15/...	2,33	23,30	5,08	

Choose the desired packaging: E.g.: CPJQSAC .../10 (Pack. 10 Pcs)
CPJQSAC .../2 (Pack. 2 Pcs)

CAPSULES AND END CAPS - SATIN FINISH STAINLESS ST. AISI 304/1.4301-V2A

Article	H mm	€/Pc	€/Pack. 10 Pcs	€/Pack. 2 Pcs
CPJQSACS 045/...	4,5	13,85	138,50	29,09
CPJQSACS 06/...	6	13,85	138,50	29,09
CPJQSACS 08/...	8	13,85	138,50	29,09
CPJQSACS 10/...	10	13,85	138,50	29,09
CPJQSACS 11/...	11	13,85	138,50	29,09
CPJQSACS 125/...	12,5	13,85	138,50	29,09
CPJQSACS 15/...	15	13,85	138,50	29,09
TPJQSACS 045-06-08-10-11-125-15/...	2,33	23,30	5,08	

Choose the desired packaging: E.g.: CPJQSACS .../10 (Pack. 10 Pcs)
CPJQSACS .../2 (Pack. 2 Pcs)

CAPSULES - SUPER POLISHED STAINLESS STEEL AISI 304/1.4301-V2A

Article	H mm	€/Pc	€/Pack. 10 Pcs	€/Pack. 2 Pcs
CPJQSACML 045/...	4,5	15,34	153,40	32,26
CPJQSACML 06/...	6	15,34	153,40	32,26
CPJQSACML 08/...	8	15,34	153,40	32,26
CPJQSACML 10/...	10	15,34	153,40	32,26
CPJQSACML 11/...	11	15,34	153,40	32,26
CPJQSACML 125/...	12,5	15,34	153,40	32,26
CPJQSACML 15/...	15	15,34	153,40	32,26

Choose the desired packaging: E.g.: CPJQSACML .../10 (Pack. 10 Pcs)
CPJQSACML .../2 (Pack. 2 Pcs)

CAPSULES - SANDED STAINLESS STEEL AISI 304/1.4301-V2A

Article	H mm	€/Pc	€/Pack. 10 Pcs	€/Pack. 2 Pcs
CPJQSACSB 08/...	8	15,53	155,30	32,61
CPJQSACSB 10/...	10	15,53	155,30	32,61
CPJQSACSB 125/...	12,5	15,53	155,30	32,61

Choose the desired packaging: E.g.: CPJQSACSB .../10 (Pack. 10 Pcs)
CPJQSACSB .../2 (Pack. 2 Pcs)

News 2019

* = Production on demand with minimum quantity of 100 pcs. Delivery time 4/5 weeks, price to agree

Prices are referred to whole packs 10% increase for minimum orders of 10 Pcs 20% increase for orders of less than 10 Pcs.

PROJOLLY SQUARE is a square corner bead profile in polished stainless steel AISI 304/1.4301-V2A that can be applied on external corners of coverings. It can be used to close the perimeter of coverings, like a connection profile between step tread and riser of stairs coated with ceramic and natural stone tiles, and also as separation profile for floor and wall coverings. Its particular section and the availability of special pieces such as internal and external corners, end caps and joints make PROJOLLY SQUARE a much sought-after profile that allows a workmanlike application even in environments subject to high mechanical stresses.



POLISHED STAINLESS STEEL AISI 316L/1.4404-V4A with protective film
bar length 2,7 LM - pack. 20 Pcs - 54 lm - 8/10 mm

Article	H mm	€/lm	€/Pc
PJQSACM 08	8	11,48	31,00
PJQSACM 10	10	12,10	32,67
PJQSACM 11	11	12,59	33,99
PJQSACM 125	12,5	12,79	34,53

COLOURS



SUITABLE FOR USE IN CONTACT WITH FOODSTUFFS.

1. Choose "PROJOLLY SQUARE" according to the tile thickness and desired finish. 2. Cut "PROJOLLY SQUARE" to the desired length and apply the adhesive on the support where the profile will be laid. 3. Press the anchoring flange of "PROJOLLY SQUARE" into the adhesive. 4. Lay the tiles, aligning them with the profile leaving a 2 mm joint. Remove immediately all remains of adhesive from the surface of the profile. 5. Fill the joints between the profile and the tiles with grout, in order to avoid water stagnation. Remove immediately all the remains of grout from the surface of the profile.

CAPSULES, END CAPS and THREE-WAYS JOINTS

STAINLESS STEEL AISI 316L

CAPSULES and END CAPS - POLISHED STAINLESS STEEL AISI 316L/1.4404


Article	H mm	€/Pc	€/Pack. 10 Pcs	€/Pack. 2 Pcs
CPJQSACM 08/...	8	16,01	160,10	33,61
CPJQSACM 10/...	10	16,01	160,10	33,61
CPJQSACM 11/...	11	16,01	160,10	33,61
CPJQSACM 125/...	12,5	16,01	160,10	33,61
TPJQSACM 08-10-11-125/...	3,02	30,20	6,04	

Choose the desired packaging: E.g.: CPJQSACM .../10 (Pack. 10 Pcs)
CPJQSACM .../2 (Pack. 2 Pcs)

JOINTS - PLASTIC

Article	H mm	€/Pc	€/Pack. 10 Pcs	€/Pack. 2 Pcs
GIJQ 08/...	8	2,22	22,20	4,86
GIJQ 10/...	10	2,22	22,20	4,86
GIJQ 11/...	11	2,22	22,20	4,86
GIJQ 125/...	12,5	2,22	22,20	4,86

Choose the desired packaging: E.g.: GIJQ .../10 (Pack. 10 Pcs)
GIJQ .../2 (Pack. 2 Pcs)



News 2019

Prices are referred to whole packs 10% increase for minimum orders of 10 Pcs 20% increase for orders of less than 10 Pcs.



© 2019 All rights reserved by Progress Profiles. Printed in Italy

© 2019 All rights reserved by Progress Profiles. Printed in Italy

PROJOLLY SQUARE is a square corner bead profile in chromed brass or antique brass that can be applied on external corners of coverings. It can be used to close the perimeter of coverings, like a connection profile between step tread and riser of stairs coated with ceramic and natural stone tiles, and also as separation profile for floor and wall coverings. Its particular section and elegance and the availability of special pieces such as internal and external corners, end caps and joints make **PROJOLLY SQUARE** a much sought-after profile that allows an elegant workmanlike application.

PROJOLLY SQUARE

CHROMED BRASS, ANTIQUE BRASS



CHROMED BRASS thermo packed
bar length 2,7 lm - pack. 20 Pcs - 54 lm

Article	H mm	€/lm	€/Pc
PJQSOC 045	4,5	15,63	42,20
PJQSOC 06	6	17,80	48,06
PJQSOC 08	8	21,08	56,92
PJQSOC 10	10	22,48	60,70
PJQSOC 125	12,5	23,34	63,02

ANTIQUE BRASS thermo packed
bar length 2,7 lm - pack. 20 Pcs - 54 lm

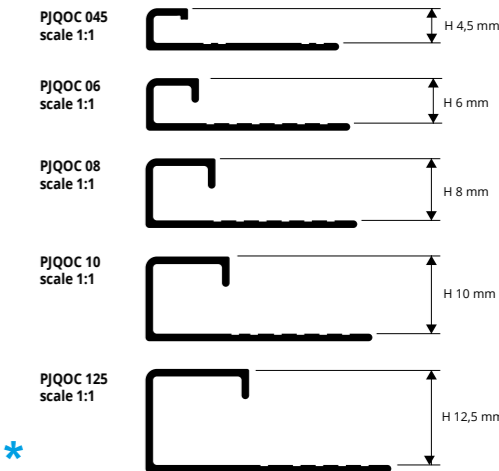
Article	H mm	€/lm	€/Pc
PJQSOB 08	8	26,60	71,82
PJQSOB 10	10	28,90	78,03
PJQSOB 125	12,5	30,50	82,35

COLOURS

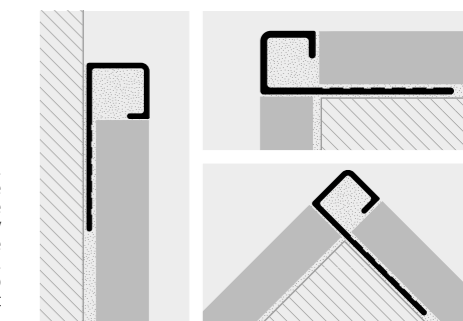


INSTRUCTIONS FOR LAYING

1. Choose "PROJOLLY SQUARE" according to the tile thickness.
2. Cut "PROJOLLY SQUARE" to the desired length and apply the adhesive on the support where the profile will be laid.
3. Press the anchoring flange of "PROJOLLY SQUARE" into the adhesive.
4. Lay the tiles, aligning them with the profile leaving a 2 mm joint.
5. Remove immediately all remains of adhesive from the surface of the profile. Fill the joints between the profile and the tiles with grout, in order to avoid water stagnation. Remove immediately all the remains of grout from the surface of the profile.



EXAMPLES OF LAYING



CAPSULES, END CAPS and THREE-WAYS JOINTS

CHROMED BRASS - PLASTIC

CAPSULES and END CAPS - CHROMED BRASS


Article	H mm	€/Pc	€/Pack. 10 Pcs	€/Pack. 2 Pcs
CPJQSOC 045/...	4,5	12,56	125,60	26,38
CPJQSOC 06/...	6	12,56	125,60	26,38
CPJQSOC 08/...	8	12,56	125,60	26,38
CPJQSOC 10/...	10	12,56	125,60	26,38
CPJQSOC 125/...	12,5	12,56	125,60	26,38
TPJQSOC 045-06-08-10-125/...	2,37	23,70		4,98

Choose the desired packaging: E.g.: CPJQSOC .../10 (Pack. 10 Pcs)
CPJQSOC .../2 (Pack. 2 Pcs)

JOINTS - PLASTIC

Article	H mm	€/Pc	€/Pack. 10 Pcs	€/Pack. 2 Pcs
GJQ 045/...	4,5	2,22	22,20	4,86
GJQ 06/...	6	2,22	22,20	4,86
GJQ 08/...	8	2,22	22,20	4,86
GJQ 10/...	10	2,22	22,20	4,86
GJQ 125/...	12,5	2,22	22,20	4,86

Choose the desired packaging: E.g.: GJQ .../10 (Pack. 10 Pcs)
GJQ .../2 (Pack. 2 Pcs)



News 2019

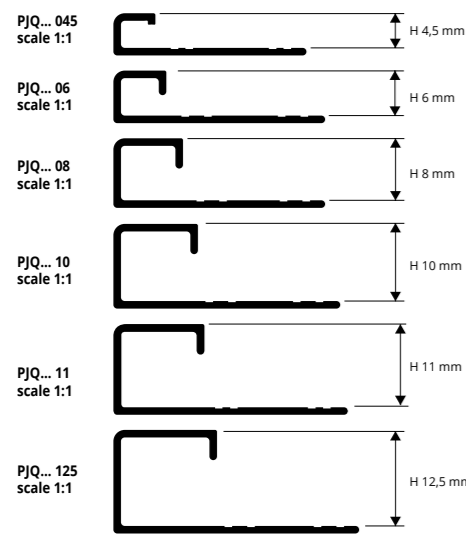
* = Production on demand with minimum quantity of 100 pcs. Delivery time 4/5 weeks, price to agree

Prices are referred to whole packs 10% increase for minimum orders of 10 Pcs 20% increase for orders of less than 10 Pcs.

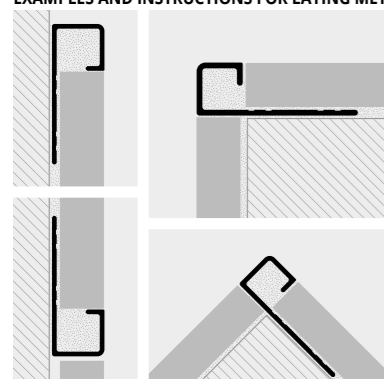
PROJOLLY SQUARE

ANODIZED AND POLISHED ALUMINIUM

PROJOLLY SQUARE is a square corner bead profile in anodized and polished aluminium that can be applied on external corners of coverings. It can be used to close the perimeter of coverings, like a connection profile between step tread and riser of stairs coated with ceramic and natural stone tiles and also as separation profile for floor and wall coverings. Its particular section and elegance, the availability in eight finishes and special pieces such as internal and external corners, end caps and joints make **PROJOLLY SQUARE** a much sought-after profile that allows an elegant workmanlike application.



EXAMPLES AND INSTRUCTIONS FOR LAYING METHODS



1. Choose "PROJOLLY SQUARE" according to the tile thickness and desired finish. 2. Cut "PROJOLLY SQUARE" to the desired length and apply the adhesive on the support where the profile will be laid. 3. Press the anchoring flange of "PROJOLLY SQUARE" into the adhesive. 4. Lay the tiles, aligning them with the profile leaving a 2 mm joint. Remove immediately all remains of adhesive from the surface of the profile. 5. Fill the joints between the profile and the tiles with grout, in order to avoid water stagnation. Remove immediately all the remains of grout from the surface of the profile.



ANODIZED ALUMINIUM thermo packed (silver-gold-copper-titanium-black) bar length 2,7 lm - pack. 40 Pcs - 108 lm

Article	H mm	€/lm	€/Pc
⊕ PJQSAA 045 (anod. silver)	4,5	4,44	11,99
⊕ PJQSAR 045 (anod. copper)	4,5	5,65	15,26 *
⊕ PJQSA 045 (anod. titanium)	4,5	4,66	12,58
⊕ PJQSAA 06 (anod. silver)	6	4,44	11,99
⊕ PJQSAR 06 (anod. copper)	6	5,92	15,98 *
⊕ PJQSA 06 (anod. titanium)	6	4,92	13,28 *
⊕ PJQSAA 08 (anod. silver)	8	4,48	12,1
⊕ PJQSAO 08 (anod. gold)	8	5,13	13,85 *
⊕ PJQSAR 08 (anod. copper)	8	6,14	16,58 *
⊕ PJQSAT 08 (anod. titanium)	8	5,13	13,85
⊕ PJQSNE 08 (anod. black)	8	8,50	22,95 *
⊕ PJQSAA 10 (anod. silver)	10	4,81	12,99
⊕ PJQSAO 10 (anod. gold)	10	5,55	14,99 *
⊕ PJQSAR 10 (anod. copper)	10	6,45	17,42 *
⊕ PJQSAT 10 (anod. titanium)	10	5,55	14,99
⊕ PJQSNE 10 (anod. black)	10	9,01	24,33 *
⊕ PJQSAA 11 (anod. silver)	11	5,20	14,04
⊕ PJQSAT 11 (anod. titanium)	11	5,87	15,85
⊕ PJQSNE 11 (anod. black)	11	10,04	27,11 *
⊕ PJQSAA 125 (anod. silver)	12,5	5,50	14,85
⊕ PJQSAO 125 (anod. gold)	12,5	6,14	16,58 *
⊕ PJQSAR 125 (anod. copper)	12,5	6,88	18,58 *
⊕ PJQSAT 125 (anod. titanium)	12,5	6,14	16,58
⊕ PJQSNE 125 (anod. black)	12,5	11,28	30,46 *



POLISHED ALUMINIUM thermo packed (chrome-gold-titanium-copper-black) bar length 2,7 lm - pack. 40 Pcs - 108 lm

Article	H mm	€/lm	€/Pc
⊕ PJQSBC 045 (polish. chrome)	4,5	7,35	19,85
⊕ PJQSBT 045 (polish. titanium)	4,5	7,35	19,85
⊕ PJQSBR 045 (polish. copper)	4,5	7,35	19,85 *
⊕ PJQSBC 06 (polish. chrome)	6	7,35	19,85
⊕ PJQSBT 06 (polish. titanium)	6	7,35	19,85 *
⊕ PJQSBR 06 (polish. copper)	6	7,35	19,85 *
⊕ PJQSBC 08 (polish. chrome)	8	7,41	20,01
⊕ PJQSB 08 (polish. gold)	8	7,41	20,01 *
⊕ PJQSBT 08 (polish. titanium)	8	7,41	20,01 *
⊕ PJQSBR 08 (polish. copper)	8	7,41	20,01 *
⊕ PJQSB 08 (polish. black)	8	9,53	25,73 *
⊕ PJQSBT 10 (polish. titanium)	10	8,15	22,01 *
⊕ PJQSBR 10 (polish. copper)	10	8,15	22,01 *
⊕ PJQSB 10 (polish. black)	10	10,09	27,24 *
⊕ PJQSBT 11 (polish. titanium)	11	8,67	23,41
⊕ PJQSB 11 (polish. black)	11	10,40	28,08 *
⊕ PJQSBT 125 (polish. titanium)	12,5	9,20	24,84
⊕ PJQSBR 125 (polish. copper)	12,5	9,20	24,84 *
⊕ PJQSB 125 (polish. black)	12,5	10,76	29,05 *

COLOURS



PROJOLLY SQUARE is a square corner bead profile in brushed and tiltex aluminium that can be applied on external corners of coverings. It can be used to close the perimeter of coverings, like a connection profile between step tread and riser of stairs coated with ceramic and natural stone tiles and also as separation profile for floor and wall coverings. Its particular section and elegance, the availability in eight finishes and special pieces such as internal and external corners, end caps and joints make **PROJOLLY SQUARE** a much sought-after profile that allows an elegant workmanlike application.

PROJOLLY SQUARE

BRUSHED POLISHED AND ANODIZED BRUSHED TILTEX



BRUSHED POLISHED ALUMINIUM thermo packed (silver-gold-copper-titanium-black) bar length 2,7 lm - pack. 40 Pcs - 108 lm

Article	H mm	€/lm	€/Pc
⊕ PJQSBS 045 (brush. silver)	4,5	7,98	21,55
⊕ PJQSRS 045 (brush. copper)	4,5	7,98	21,55 *
⊕ PJQSTS 045 (brush. titanium)	4,5	7,98	21,55
⊕ PJQSBS 06 (brush. silver)	6	8,25	22,28
⊕ PJQSRS 06 (brush. copper)	6	8,25	22,28 *
⊕ PJQSTS 06 (brush. titanium)	6	8,25	22,28
⊕ PJQSBS 08 (brush. silver)	8	8,35	22,55
⊕ PJQSRS 08 (brush. copper)	8	8,35	22,55 *
⊕ PJQSTS 08 (brush. titanium)	8	8,35	22,55
⊕ PJQSBS 10 (brush. silver)	10	8,99	24,27
⊕ PJQSRS 10 (brush. copper)	10	8,99	24,27 *
⊕ PJQSTS 10 (brush. titanium)	10	8,99	24,27
⊕ PJQSBS 11 (brush. silver)	11	9,53	25,73
⊕ PJQSRS 11 (brush. copper)	11	9,53	25,73 *
⊕ PJQSTS 11 (brush. titanium)	11	9,53	25,73
⊕ PJQSBS 125 (brush. silver)	12,5	10,16	27,43
⊕ PJQSRS 125 (brush. copper)	12,5	10,16	27,43 *
⊕ PJQSTS 125 (brush. titanium)	12,5	10,16	27,43
⊕ PJQSNS 125 (brush. black)	12,5	13,20	35,64 *



ANOD. BRUSHED TILTEX ALUMINIUM thermo packed (silver-copper-titanium) - bar length 2,7 lm - pack. 40 Pcs - 108 lm

Article	H mm	€/lm	€/Pc
⊕ PJQSBX 06 (tiltex silver)	6	9,41	25,41
⊕ PJQSRX 06 (tiltex copper)	6	9,41	25,41 *
⊕ PJQSTX 06 (tiltex titanium)	6	9,41	25,41
⊕ PJQSBX 08 (tiltex silver)	8	10,53	28,43
⊕ PJQSRX 08 (tiltex copper)	8	10,53	28,43 *
⊕ PJQSTX 08 (tiltex titanium)	8	10,53	28,43
⊕ PJQSBX 10 (tiltex silver)	10	11,27	30,43
⊕ PJQSRX 10 (tiltex copper)	10	11,27	30,43 *
⊕ PJQSTX 10 (tiltex titanium)	10	11,27	30,43
⊕ PJQSBX 11 (tiltex silver)	11	11,85	32,00
⊕ PJQSRX 11 (tiltex copper)	11	11,85	32,00 *
⊕ PJQSTX 11 (tiltex titanium)	11	11,85	32,00
⊕ PJQSBX 125 (tiltex silver)	12,5	12,48	33,70
⊕ PJQSRX 125 (tiltex copper)	12,5	12,48	33,70 *
⊕ PJQSTX 125 (tiltex titanium)	12,5	12,48	33,70

COLOURS



CAPSULES, END CAPS and THREE-WAYS JOINTS

ANODIZED BRUSHED POLISHED ALUMINIUM, TILTEX / PLASTIC

JOINTS - PLASTIC

Article	H mm	€/Pc	€/Pack. 10 Pcs	€/Pack. 2 Pcs
GIJQ 045/...	4,5	2,22	22,20	4,86
GIJQ 06/...	6	2,22	22,20	4,86
GIJQ 08/...	8	2,22	22,20	4,86
GIJQ 10/...	10	2,22	22,20	4,86
GIJQ 11/...	11	2,22	22,20	4,86
GIJQ 125/...	12,5	2,22	22,20	4,86

Choose the desired packaging: E.g.: GIJQ .../10 (Pack. 10 Pcs)
GIJQ .../2 (Pack. 2 Pcs)



CAPSULES and END CAPS - ANODIZED ALUMINIUM

Article	H mm	€/Pc	€/Pack. 10 Pcs	€/Pack. 2 Pcs
⊕ CPJQSAA 045/...	4,5	5,05	50,50	11,10
⊕ CPJQSAR 045/...	4,5	5,72	57,20	12,16 *
⊕ CPJQSAT 045/...	4,5	5,72	57,20	12,16
⊕ CPJQSAA 06/...	6	5,05	50,50	11,10
⊕ CPJQSAR/AT 06/...	6	5,72	57,20	12,16 *
⊕ CPJQSAA 08/...	8	5,05	50,50	11,10
⊕ CPJQSAR/AO 08/...	8	5,72	57,20	12,16 *
⊕ CPJQSAT 08/...	8	5,72	57,20	12,16
⊕ CPJQSNE 08/...	8	7,44	74,40	16,36
⊕ CPJQSAA 10/...	10	5,05	50,50	11,10
⊕ CPJQSAR/AT 10/...	10	5,72	57,20	12,16 *
⊕ CPJQSAA 10/...	10	5,72	57,20	12,16
⊕ CPJQSAR/AT 10/...	10	5,72	57,20	12,16
⊕ CPJQSNE 10/...	10	7,44	74,40	16,36
⊕ CPJQSAA 11/...	11	5,05	50,50	11,10
⊕ CPJQSAT 11/...	11	5,72	57,20	12,16
⊕ CPJQSNE 11/...	11	7,44	74,40	16,36
⊕ CPJQSAA 125/...	12,5	5,05	50,50	11,10
⊕ CPJQSAR/AT 125/...	12,5	5,72	57,20	12,16 *
⊕ CPJQSAR/AT 125/...	12,5	5,72	57,20	12,16
⊕ CPJQSNE 125/...	12,5	7,44	74,40	16,36
⊕ TPJQS... 045-06-08-10-11-125/...	2,33	23,30	5,08	

Choose the desired packaging: E.g.: CPJQSAA .../10 (Pack. 10 Pcs)
CPJQSAA .../2 (Pack. 2 Pcs)

CAPSULES and END CAPS - POLISHED ALUMINIUM

Article	H mm	€/Pc	€/Pack. 10 Pcs	€/Pack. 2 Pcs
⊕ CPJQSBC 045/...	4,5	5,05	50,50	11,10
⊕ CPJQSBR 045/...	4,5	5,72	57,20	12,16 *
⊕ CPJQSBT 045/...	4,5	5,72	57,20	12,16
⊕ CPJQSBC 06/...	6	5,05	50,50	11,10
⊕ CPJQSBR/BT 06/...	6	5,72	57,20	12,16 *
⊕ CPJQSBC 08/...	8	5,05	50,50	11,10
⊕ CPJQSBR/BO/BT 08/...	8	5,72	57,20	12,16 *
⊕ CPJQSBN 08/...	8	7,44	74,40	16,36
⊕ CPJQSBC 10/...	10	5,05	50,50	11,10
⊕ CPJQSB 10/...	10	5,72	57,20	12,16 *
⊕ CPJQSBR/BT 10/...	10	5,72	57,20	12,16
⊕ CPJQSBN 10/...	10	7,44	74,40	16,36
⊕ CPJQSBC 11/...	11	5,05	50,50	11,10
⊕ CPJQSBT 11/...	11	5,72	57,20	12,16
⊕ CPJQSBN 11/...	11	7,44	74,40	16,36 *
⊕ CPJQSBC 125/...	12,5	5,05	50,50	11,10
⊕ CPJQSB 125/...	12,5	5,72	57,20	12,16 *
⊕ CPJQSBR/BT 125/...	12,5	5,72	57,20	12,16
⊕ CPJQSBN 125/...	12,5	7,44	74,40	16,36 *
⊕ TPJQS... 045-06-08-10-11-125/...	2,33	23,30	5,08	

Choose the desired packaging: E.g.: CPJQSBC .../10 (Pack. 10 Pcs)
CPJQSBC .../2 (Pack. 2 Pcs)

CAPSULES and END CAPS - BRUSHED POLISHED ALUMINIUM

Article	H mm	€/Pc	€/Pack. 10 Pcs	€/Pack. 2 Pcs
⊕ CPJQS... 045/...	4,5	5,72	57,20	12,16 *
⊕ CPJQS... 06/...	6	5,72	57,20	12,16 *
⊕ CPJQS... 08/...	8	5,72	57,20	12,16 *
⊕ CPJQS... 10/...	10	5,72	57,20	12,16
⊕ CPJQS... 11/...	11	5,72	57,20	12,16
⊕ CPJQS... 125/...	12,5	5,72	57,20	12,16
⊕ CPJQSNS 08-10-11-125/...	7,36	73,60	16,20	
⊕ TPJQS... 045-06-08-10-11-125/...	2,33	23,30	5,08	

Available in the colours: BS - BOS - RS - TS - NS.
The code of the selected colour must be added to the article code.
E.g.: CPJQS...08/... (chosen finish brushed copper) CPJQSRX 06/10

CAPSULES and END CAPS - ANODIZED BRUSHED TILTEX ALUMINIUM

Article	H mm	€/Pc	€/Pack. 10 Pcs	€/Pack. 2 Pcs
⊕ CPJQS... 06/...	6	7,51	75,10	15,76 *
⊕ CPJQS... 08/...	8	7,51	75,10	15,76 *
⊕ CPJQS... 10/...	10	7,51	75,10	15,76
⊕ CPJQS... 11/...	11	7,51	75,10	15,76
⊕ CPJQS... 125/...	12,5	7,51	75,10	15,76
⊕ TPJQS... 06-08-10-11-125/...	2,33	23,30	5,08	

Available in the colours: BX - RX - TX.
The code of the selected colour must be added to the article code.
E.g.: CPJQS...06/... (chosen finish brushed copper) CPJQSRX 06/10

JOINTS - PLASTIC

Article	H mm	€/Pc	€/Pack. 10 Pcs	€/Pack. 2 Pcs
GIJQ 045/...	4,5	2,22	22,20	4,86
GIJQ 06/...	6	2,22	22,20	4,86
GIJQ 08/...	8	2,22	22,20	4,86
GIJQ 10/...	10	2,22	22,20	4,86
GIJQ 11/...	11	2,22	22,20	4,86
GIJQ 125/...	12,5	2,22	22,20	4,86

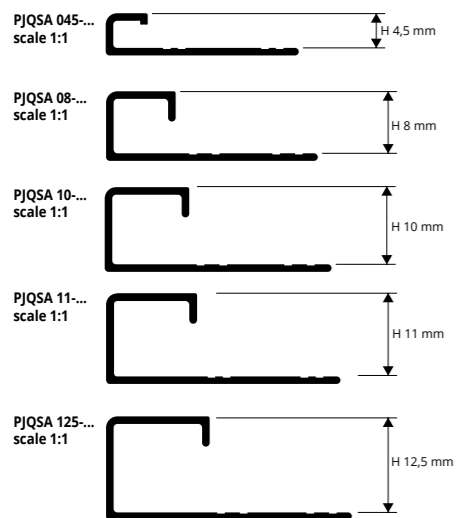
Choose the desired packaging: E.g.: GIJQ .../10 (Pack. 10 Pcs)
GIJQ .../2 (Pack. 2 Pcs)



PROJOLLY SQUARE

ALUMINIUM STONE LINE, VARNISHED ALUMINIUM AND TUSCANY LINE

PROJOLLY SQUARE is a corner bead profile in powder coated aluminum that can be applied on external corners of coverings. It can be used to close the perimeter of coverings. Its particular section and the availability of several finishes and special pieces such as internal and external corners, junctions and end caps make **PROJOLLY SQUARE** an elegant and much-sought after profile. workmanlike application.



STONE LINE thermo packed
bar length 2,7 lm - pack. 20 Pcs-54 lm

Article	H mm	€/lm	€/Pc
⊕ PJQSA 06-SL...	6	7,21	19,47 *
⊕ PJQSA 08-SL...	8	7,47	20,17
⊕ PJQSA 10-SL...	10	7,73	20,87
⊕ PJQA 11-SL...	11	7,98	21,55 *
⊕ PJQSA 125-SL...	12,5	8,24	22,25

Available in the colours: SL01 - SL02 - SL03 - SL04 - SL05 - SL06 - SL07 - SL08 - SL09 - SL10 - SL11 - SL12 - SL13.

WHITE VARNISHED ALUMINIUM thermo packed
bar length 2,7 lm - pack. 20 Pcs - 54 lm (white colour 40 Pcs-108 lm)

Article	H mm	€/lm	€/Pc
⊕ PJQSA 045-01 (varn. white)	4,5	5,23	14,12 *
⊕ PJQSA 08-01 (varn. white)	8	5,40	14,58
⊕ PJQSA 10-...	10	5,82	15,71
⊕ PJQSA 11-01 (varn. white)	11	6,08	16,42
⊕ PJQSA 125-01 (varn. white)	12,5	6,34	17,12

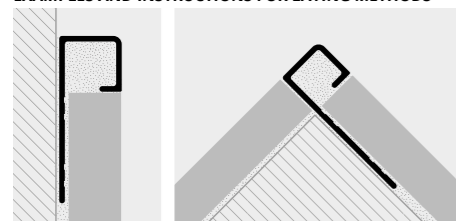
Available in the colours: 01 - 0106 - 02 - 11. Available on demand 03 - 0211 - 0311 - 06 - 10 - 17 with a minimum quantity order of 100 pcs.

TUSCANY LINE thermo packed
bar length 2,7 lm - pack. 40 Pcs- 108 lm

Article	H mm	€/lm	€/Pc
⊕ PJQSA 08-...	8	7,21	19,47
⊕ PJQSA 10-...	10	7,62	20,57
⊕ PJQSA 125-...	12,5	8,24	22,25

Available in the colours: 03TU - 05TU - 20TU.
The code of the selected colour must be added to the article code.
E.g.: PJQA 08-... (chosen colour tuscany grey) PJQA 08-03TU.

EXAMPLES AND INSTRUCTIONS FOR LAYING METHODS



1. Choose "PROJOLLY SQUARE" according to the tile thickness and desired finish. 2. Cut "PROJOLLY SQUARE" to the desired length and apply the adhesive on the support where the profile will be laid. 3. Press the anchoring flange of "PROJOLLY SQUARE" into the adhesive. 4. Lay the tiles, aligning them with the profile leaving a 2 mm joint. Remove immediately all remains of adhesive from the surface of the profile. 5. Fill the joints between the profile and the tiles with grout, in order to avoid water stagnation. Remove immediately all the remains of grout from the surface of the profile.

COLOURS

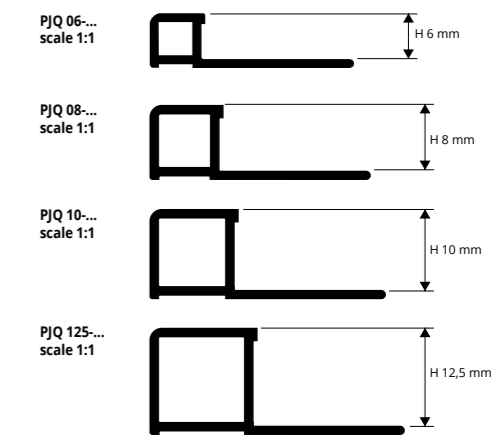
STONE LINE						
SL01 - Stone white	SL02 - Stone cream	SL03 - Stone greyivory	SL04 - Stone sand	SL05 - Stone gray	SL06 - Stone cristal gray	SL07 - Stone antragraj
SL08 - Stone antradark	SL09 - Stone bronze	SL10 - Stone corten	SL11 - Stone brown	SL12 - Stone black	SL13 - Stone oyster grey	
VARNISHED				TUSCANY LINE		
01 - White varnished aluminium (9016)	0106 - White ivory varnished aluminium (9001)	02 - Light grey varnished aluminium (7035)	11 - Black varnished aluminium (9005)	03TU - Tuscany grey	05TU - Tuscany beige	20TU - Tuscany bronze
03 - Stone grey varnished alum. (7030)	0211 - Varnished quartz grey alum. (7039)	0311 - Varnished asphalt grey alum. (7043)	06 - Varnished ivory alum. (1015)	10 - Klinker red varnished alum. (8004)	17 - Varnished bahama beige alum.	

AVAILABLE MINIMUM QUANTITY 100 PCS by colour and height (price and delivery time to be agreed)

PROJOLLY SQUARE is a square corner bead profile in shockproof non - toxic colored vinyl resin that can be applied on external corners of coverings. It can be used to close the perimeter of coverings. Its particular section, the availability in different colours also on demand and special pieces such as internal and external corners make **PROJOLLY SQUARE** a much sought-after profile. It can be easily matched with the wall covering and that allows an elegant workmanlike application.

PROJOLLY SQUARE

SHOCKPROOF NON - TOXIC COLORED VINYL RESIN



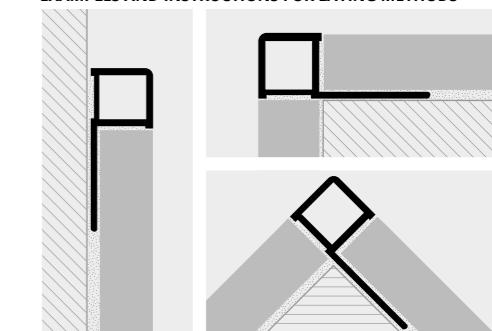
NON-TOXIC SHOCKPROOF VINYL RESIN
bar length 2,7 lm - pack. 20 Pcs - 54 lm (white colour 40 Pcs-108 lm)

Article	H mm	€/lm	€/Pc
PJQ 06-01	6	1,04	2,81
PJQ 08-...	8	1,09	2,94
PJQ 10-...	10	1,18	3,19
PJQ 125-...	12,5	1,29	3,48

Available in the colours: 01-03-06-12-17-0106. On demand 02-04-05-07-08-09-10-11-13-14-15-16-19-20-21-22-23-24-25-26-27-28-29 with a minimum quantity order of 800 pcs.
The code of the selected colour must be added to the article code.
E.g.: PJQ 08-... (chosen colour white) PJQ 08-01.

WHITE NOT FOR SALE SINGLY

EXAMPLES AND INSTRUCTIONS FOR LAYING METHODS



1. Choose "PROJOLLY SQUARE" according to the tile thickness and desired colour. 2. Cut "PROJOLLY SQUARE" to the desired length and apply the adhesive on the support where the profile will be laid. 3. Press the anchoring flange of "PROJOLLY SQUARE" into the adhesive. 4. Lay the tiles, aligning them with the profile leaving a 2 mm joint. Remove immediately all remains of adhesive from the surface of the profile. 5. Fill the joints between the profile and the tiles with grout, in order to avoid water stagnation. Remove immediately all the remains of grout from the surface of the profile.



© 2019 All rights reserved by Progress Profiles. Printed in Italy

© 2019 All rights reserved by Progress Profiles. Printed in Italy

COLOURS

01 - White	0106 - White ivory	03 - Cement gray
06 - Ivory	12 - Silver	17 - Bahama beige

AVAILABLE MINIMUM QUANTITY 800 PCS by colour and height (price and delivery time to be agreed)

02 - Light grey	04 - Light beige	05 - Dark beige	07 - Pink	08 - Sky blue	09 - Yellow
10 - Red	11 - Black	13 - Gold	14 - Green	15 - Brown	16 - Blue
18 - Grey	19 - Beige	20 - Dark ivory	21 - Light pink	22 - Dark pink	23 - Dark antique pink
24 - Dark sky blue	25 - Brick red	26 - Turquoise green	27 - Dark green	28 - Hazel brown	29 - Dak brown

CAPSULES, END CAPS AND THREE-WAYS JOINTS

ALUMINIUM STONE LINE, TUSCANY LINE AND VARNISHED ALUMINIUM / PLASTIC

JOINTS - PLASTIC

Article	H mm	€/Pc	€/Pack. 10 Pcs	€/Pack. 2 Pcs
GIJQ 045/...	4,5	2,22	22,20	4,86
GIJQ 06/...	6	2,22	22,20	4,86
GIJQ 08/...	8	2,22	22,20	4,86
GIJQ 10/...	10	2,22	22,20	4,86
GIJQ 11/...	11	2,22	22,20	4,86
GIJQ 125/...	12,5	2,22	22,20	4,86

Choose the desired packaging: E.g.: GIJQ .../10 (Pack. 10 Pcs)
GIJQ .../2 (Pack. 2 Pcs).



CAPSULES and END CAPS - STONE LINE

Article	H mm	€/Pc	€/Pack. 10 Pcs	€/Pack. 2 Pcs
⊕ CPJQSA 06-SL.../...	6	5,92	59,20	13,03 *
⊕ CPJQSA 08-SL.../...	8	5,92	59,20	13,03
⊕ CPJQSA 10-SL.../...	10	5,92	59,20	13,03
⊕ CPJQSA 11-SL.../...	11	5,92	59,20	13,03 *
⊕ CPJQSA 125-SL.../...	12,5	5,92	59,20	13,03
⊕ TPJQSA 06-08-10-11-125-.../...	3,81	38,10	38,10	8,38

Available in the colours: SL01 - SL02 - SL03 - SL04 - SL05 - SL06 - SL07 - SL08 - SL09 - SL10 - SL11 - SL12 - SL13.

CAPSULES - TUSCANY LINE

Article	H mm	€/Pc	€/Pack. 10 Pcs	€/Pack. 2 Pcs
⊕ CPJQSA 08-.../...	8	7,98	79,80	17,56
⊕ CPJQSA 10-.../...	10	7,98	79,80	17,56
⊕ CPJQSA 125-.../...	12,5	7,98	79,80	17,56

Available in the colours: 03TU-05TU-20TU.
The code of the selected colour must be added to the article code.
E.g.: CPJQSA .../... (chosen colour grey tuscany) CPJQSA 08-03TU/10


CAPSULES and END CAPS - VARNISHED ALUMINIUM

Article	H mm	€/Pc	€/Pack. 10 Pcs	€/Pack. 2 Pcs
⊕ CPJQSA 045-01/...	4,5	5,16	51,60	11,35 *
⊕ CPJQSA 08-01/...	8	5,16	51,60	11,35
⊕ CPJQSA 10-.../...	10	5,16	51,60	11,35
⊕ CPJQSA 11-01/...	11	5,16	51,60	11,35
⊕ CPJQSA 125-01/...	12,5	5,16	51,60	11,35
⊕ TPJQSA 045-08-10-11-125-.../...	2,33	23,30	23,30	5,08

Available on demand 0106-02-03-0211-0311-06-10-11-17.
The code of the selected colour must be added to the article code.
E.g.: CPJQSA .../... (chosen colour white ivory) CPJQSA 08-0106/10

CAPSULES and THREE-WAYS JOINTS

POLYPROPYLENE / POLYETHYLENE UV RESISTANT



INTERNAL CAPSULES POLYPROPYLENE/POLYETHYLENE

Article	H mm	€/Pc	€/Pack. 20 Pcs	€/Pack. 5 Pcs
IPJQ 06-.../...	6	0,87	17,40	5,18
IPJQ 08-.../...	8	0,89	17,80	5,18
IPJQ 10-.../...	10	0,91	18,20	5,18
IPJQ 125-.../...	12,5	0,94	18,80	5,18

EXTERNAL CAPSULES POLYPROPYLENE/POLYETHYLENE

Article	H mm	€/Pc	€/Pack. 20 Pcs	€/Pack. 5 Pcs
CPJQ 06-.../...	6	0,87	17,40	5,18
CPJQ 08-.../...	8	0,89	17,80	5,18
CPJQ 10-.../...	10	0,91	18,20	5,18
CPJQ 125-.../...	12,5	0,94	18,80	5,18

Available in the colours: 01-03-06-12-17-0106. On demand 02-04-05-07-08-09-10-11-13-14-15-16-19-20-21-22-23-24-25-26-27-28-29
The code of the selected colour must be added to the article code.
E.g.: CPJQ 08-.../... (chosen colour white) CPJQ 08-01/20.
IPJQ 08-.../... (chosen colour white) IPJQ 08-01/20.

INTERNAL CAPSULES **EXTERNAL CAPSULES**



News 2019

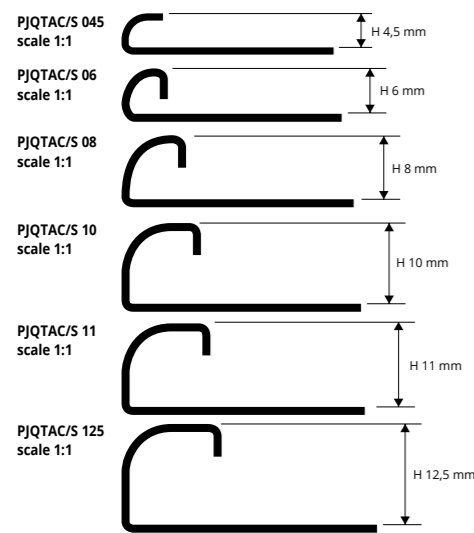
* = Production on demand with minimum quantity of 100 pcs. Delivery time 4/5 weeks, price to agree

Prices are referred to whole packs 10% increase for minimum orders of 10 Pcs 20% increase for orders of less than 10 Pcs.

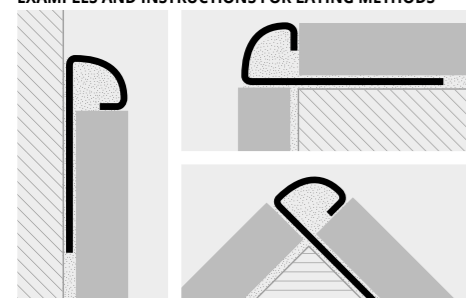
PROJOLLY QUART

POLISHED, SUPER POLISHED AND SATIN FINISH STAINLESS STEEL AISI 304/1.4301-V2A

PROJOLLY QUART is a quarter-circle rounded bead profile in polished, super polished and satin finish stainless steel AISI 304/1.4301-V2A that can be applied on external corners of coverings. It can be used to close the perimeter of coverings and like a connection profile between step tread and riser of stairs coated with ceramic or natural stone tiles. Its particular section, the availability in three different finishes and special pieces such as internal and external corners, end caps and joints make PROJOLLY QUART a much sought-after profile that allows a workmanlike application even in environments subject to high mechanical stresses.



EXAMPLES AND INSTRUCTIONS FOR LAYING METHODS



1. Choose "PROJOLLY QUART" according to the tile thickness and desired finish.
2. Cut "PROJOLLY QUART" to the desired length and apply the adhesive on the support where the profile will be laid.
3. Press the anchoring flange of "PROJOLLY QUART" into the adhesive.
4. Lay the tiles, aligning them with the profile leaving a 2 mm joint. Remove immediately all remains of adhesive from the surface of the profile.
5. Fill the joints between the profile and the tiles with grout, in order to avoid water stagnation. Remove immediately all the remains of grout from the surface of the profile.



POLISHED STAINLESS STEEL AISI 304/1.4301-V2A with protective film bar length 2,7 lm - pack. 20 Pcs - 54 lm (H 4,5 mm - 108 lm) - 10/10 mm

Article	H mm	€/lm	€/Pc
PJQTAC 045	4,5	8,78	23,71
PJQTAC 06	6	9,57	25,84
PJQTAC 08	8	10,21	27,57
PJQTAC 10	10	11,00	29,7
PJQTAC 11	11	11,43	30,86
PJQTAC 125	12,5	11,79	31,83

SUPER POLISHED STAINLESS STEEL AISI 304/1.4301-V2A thermo packed bar length 2,7 lm - pack. 20 Pcs - 54 lm - 10/10 mm

Article	H mm	€/lm	€/Pc
PJQTACML 045	4,5	10,68	28,84 *
PJQTACML 06	6	11,96	32,29 *
PJQTACML 08	8	12,59	33,99 *
PJQTACML 10	10	13,38	36,13 *
PJQTACML 11	11	13,80	37,26 *
PJQTACML 125	12,5	14,12	38,12 *

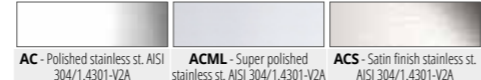
SUITABLE FOR USE IN CONTACT WITH FOODSTUFFS.



SATIN FINISH STAINLESS ST. AISI 304/1.4301-V2A with protective film bar length 2,7 lm - pack. 20 Pcs - 54 lm (H 4,5 mm - 108 lm) - 10/10 mm

Article	H mm	€/lm	€/Pc
PJQTACS 045	4,5	11,05	29,84
PJQTACS 06	6	11,47	30,97
PJQTACS 08	8	12,16	32,83
PJQTACS 10	10	13,01	35,13
PJQTACS 11	11	13,39	36,15
PJQTACS 125	12,5	13,70	36,99

COLOURS



© 2018 All rights reserved by Progress Profiles. Printed in Italy

© 2018 All rights reserved by Progress Profiles. Printed in Italy

PROJOLLY QUART

ANODIZED AND POLISHED ALUMINIUM

PROJOLLY QUART is a quarter-circle rounded bead profile in anodized and polished aluminium that can be applied on external corners of coverings. It can be used to close the perimeter of coverings and like a connection profile between step tread and riser of stairs coated with ceramic and natural stone tiles. Its particular section and elegance, the availability in four finishes and special pieces such as internal and external corners, end caps and joints make PROJOLLY QUART a much sought-after profile that allows an elegant workmanlike application.



ANODIZED ALUMINIUM (silver-titanium-gold-antique bronze) thermo packed bar length 2,7 lm - pack. 40 Pcs - 108 lm (for H 15 silver anodized alum. pack. 20 Pcs - 54 lm)

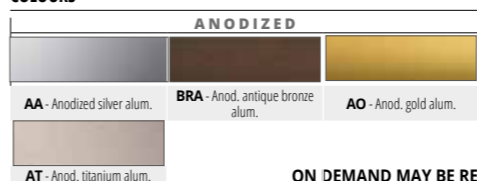
Article	H mm	€/lm	€/Pc
PJQTAA 06 (anod. silver)	6	4,13	11,15
PJQTAO 06 (anod. gold)	6	4,13	11,15 *
PJQTAA 08 (anod. silver)	8	4,39	11,85
PJQTAO 08 (anod. gold)	8	4,39	11,85 *
PJQTAT 08 (anod. titanium)	8	4,85	13,10 *
PJQTAA 10 (anod. silver)	10	4,74	12,80
PJQTAO 10 (anod. gold)	10	4,74	12,80
PJQTAT 10 (anod. titanium)	10	5,27	14,23
PJQTBRA 10 (anod. bronze)	10	8,42	22,73
PJQTAA 11 (anod. silver)	11	5,05	13,64
PJQTAO 11 (anod. gold)	11	5,05	13,64 *
PJQTAT 11 (anod. titanium)	11	5,56	15,01 *
PJQTAA 125 (anod. silver)	12,5	5,35	14,45
PJQTAO 125 (anod. gold)	12,5	5,35	14,45 *
PJQTAT 125 (anod. titanium)	12,5	5,93	16,01 *
PJQTBRA 125 (anod. bronze)	12,5	9,16	24,73
PJQTAA 15 (anod. silver)	15	5,97	16,12



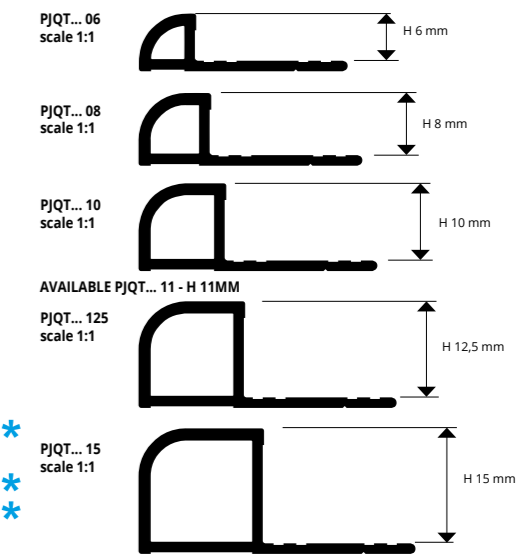
POLISHED ALUMINIUM (chrome-titanium-gold) thermo packed bar length 2,7 lm - pack. 40 Pcs - 108 lm (H 15 mm - 54 lm)

Article	H mm	€/lm	€/Pc
PJQTBC 06 (polish. chrome)	6	6,72	18,14
PJQTCO 06 (polish. gold)	6	6,72	18,14 *
PJQTAA 08 (polish. chrome)	8	7,24	19,55
PJQTCO 08 (polish. gold)	8	7,24	19,55 *
PJQTBT 08 (polish. titanium)	8	7,24	19,55 *
PJQTBC 10 (polish. chrome)	10	8,04	21,71
PJQTCO 10 (polish. gold)	10	8,04	21,71
PJQTBT 10 (polish. titanium)	10	8,04	21,71
PJQTBC 11 (polish. chrome)	11	8,55	23,09
PJQTCO 11 (polish. gold)	11	8,55	23,09 *
PJQTBT 11 (polish. titanium)	11	8,55	23,09 *
PJQTBC 125 (polish. chrome)	12,5	9,09	24,54
PJQTCO 125 (polish. gold)	12,5	9,09	24,54 *
PJQTBT 125 (polish. titanium)	12,5	9,09	24,54 *
PJQTBC 15 (polish. chrome)	15	9,90	26,73

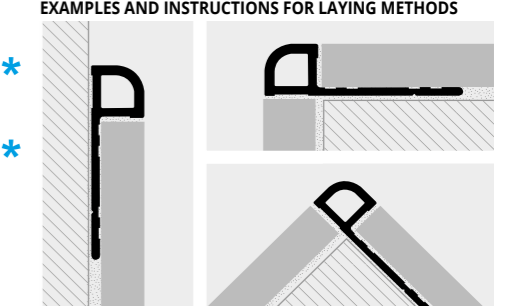
COLOURS



ON DEMAND MAY BE REALISED IN OTHER FINISHES OF THE COLOUR CHART. CONTACT OUR CUSTOMER SERVICE FOR MINIMUM QUANTITY, TIMING AND PRICE.



EXAMPLES AND INSTRUCTIONS FOR LAYING METHODS



1. Choose "PROJOLLY QUART" according to the tile thickness and desired finish.
2. Cut "PROJOLLY QUART" to the desired length and apply the adhesive on the support where the profile will be laid.
3. Press the anchoring flange of "PROJOLLY QUART" into the adhesive.
4. Lay the tiles, aligning them with the profile leaving a 2 mm joint. Remove immediately all remains of adhesive from the surface of the profile.
5. Fill the joints between the profile and the tiles with grout, in order to avoid water stagnation. Remove immediately all the remains of grout from the surface of the profile.

CAPSULES, END CAPS and THREE-WAYS JOINTS

POLISHED, SUPER POLISHED AND SATIN FINISH STAINLESS ST. AISI 304/1.4301-V2A / PLASTIC

CAPSULES and END CAPS - POLISHED STAINLESS ST. AISI 304/1.4301-V2A

Article	H mm	€/Pc	€/Pack. 10 Pcs	€/Pack. 2 Pcs
CPJQTAC 045/... (external)	4,5	11,27	112,70	24,85
IPJQTAC 045/... (internal)	4,5	11,27	112,70	24,85
CPJQTAC 06/... (external)	6	11,74	117,40	26,45
IPJQTAC 06/... (internal)	6	11,74	117,40	26,45
CPJQTAC 08/... (external)	8	12,27	122,70	26,92
IPJQTAC 08/... (internal)	8	12,27	122,70	26,92
CPJQTAC 10/... (external)	10	13,11	131,10	27,50
IPJQTAC 10/... (internal)	10	13,11	131,10	27,50
CPJQTAC 11/... (external)	11	13,75	137,50	28,56
IPJQTAC 11/... (internal)	11	13,75	137,50	28,56
CPJQTAC 125/... (external)	12,5	14,28	142,80	29,62
IPJQTAC 125/... (internal)	12,5	14,28	142,80	29,62
TPJQTAC 045-06-08-10-11-125-.../...	2,33	23,30	5,08	

Choose the desired packaging: E.g.: CPJQTAC .../10 (Pack. 10 Pcs) CPJQTAC .../2 (Pack. 2 Pcs)

CAPSULES and END CAPS - SATIN FINISH STAINLESS ST. AISI 304/1.4301-V2A

Article	H mm	€/Pc	€/Pack. 10 Pcs	€/Pack. 2 Pcs
CPJQTACS 045/... (external)	4,5	13,11	131,10	28,56
IPJQTACS 045/... (internal)	4,5	13,11	131,10	28,56
CPJQTACS 06/... (external)	6	13,23	132,30	29,09
IPJQTACS 06/... (internal)	6	13,23	132,30	29,09
CPJQTACS 08/... (external)	8	13,33	133,30	29,62
IPJQTACS 08/... (internal)	8	13,33	133,30	29,62
CPJQTACS 10/... (external)	10	14,17	141,70	30,15
IPJQTACS 10/... (internal)	10	14,17	141,70	30,15
CPJQTACS 11/... (external)	11	14,68	146,80	30,94
IPJQTACS 11/... (internal)	11	14,68	146,80	30,94
CPJQTACS 125/... (external)	12,5	15,13	151,30	31,73
IPJQTACS 125/... (internal)	12,5	15,13	151,30	31,73
TPJQTACS 045-06-08-10-11-125-.../...	2,33	23,30	5,08	

Choose the desired packaging: E.g.: CPJQTACS .../10 (Pack. 10 Pcs) CPJQTACS .../2 (Pack. 2 Pcs)

CAPSULES - SUPER POLISHED STAINLESS ST. AISI 304/1.4301-V2A

Article	H mm	€/Pc	€/Pack. 10 Pcs	€/Pack. 2 Pcs
CPJQTACML 045/... (external)	4,5	13,11	131,10	28,56 *
IPJQTACML 045/... (internal)	4,5	13,11	131,10	28,56 *
CPJQTACML 06/... (external)	6	13,23	132,30	29,09 *
IPJQTACML 06/... (internal)	6	13,23	132,30	29,09 *
CPJQTACML 08/... (external)	8	13,33	133,30	29,62 *
IPJQTACML 08/... (internal)	8	13,33	133,30	29,62 *
CPJQTACML 10/... (external)	10	14,17	141,70	30,15
IPJQTACML 10/... (internal)	10	14,17	141,70	30,15
CPJQTACML 11/... (external)	11	14,68	146,80	30,94 *
IPJQTACML 11/... (internal)	11	14,68	146,80	30,94 *
CPJQTACML 125/... (external)	12,5	15,13	151,30	31,73 *
IPJQTACML 125/... (internal)	12,5	15,13	151,30	31,73 *

Choose the desired packaging: E.g.: CPJQTACML .../10 (Pack. 10 Pcs) CPJQTACML .../2 (Pack. 2 Pcs)

JOINTS - PLASTIC


Article	H mm	€/Pc	€/Pack. 10 Pcs	€/Pack. 2 Pcs
GIJQT 045/...	4,5	2,22	22,20	4,86
GIJQT 06/...	6	2,22	22,20	4,86
GIJQT 08/...	8	2,22	22,20	4,86
GIJQT 10/...	10	2,22	22,20	4,86
GIJQT 11/...	11	2,22	22,20	4,86
GIJQT 125/...	12,5	2,22	22,20	4,86

Choose the desired packaging: E.g.: GIJQT .../10 (Pack. 10 Pcs) GIJQT .../2 (Pack. 2 Pcs)

EXTERNAL CAPSULES



INTERNAL CAPSULES



* = Production on demand with minimum quantity of 100 pcs. Delivery time 4/5 weeks, price to agree. Prices are referred to whole packs 10% increase for minimum orders of 10 Pcs 20% increase for orders of less than 10 Pcs.

CAPSULES, END CAPS and THREE-WAYS JOINTS

ANODIZED, POLISHED ALUMINIUM / PLASTIC

LEFT CAPSULES and END CAPS - ANODIZED ALUMINIUM

Article	H mm	€/Pc	€/Pack. 10 Pcs	€/Pack. 2 Pcs
CPJQTAA/AO 06/... (external)	6	4,91	49,10	10,80 *
IPJQTAA/AO 06/... (internal)	6	4,91	49,10	10,80 *
CPJQTAA/AO 08/... (external)	8	4,91	49,10	10,80 *
IPJQTAA/AO 08/... (internal)	8	4,91	49,10	10,80 *
CPJQTAT 08/... (external)	8	5,08	50,80	11,64 *
IPJQTAT 08/... (internal)	8	5,08	50,80	11,64 *
CPJQTAA/AO 10/... (external)	10	4,91	49,10	10,80
IPJQTAA/AO 10/... (internal)	10	4,91	49,10	10,80
CPJQTAT/BRA10/... (external)	10	5,08	50,80	11,64
IPJQTAT/BRA 10/... (internal)	10	5,08	50,80	11,64
CPJQTAA/AO 11/... (external)	11	4,91	49,10	10,80
IPJQTAA/AO 11/... (internal)	11	4,91	49,10	10,80
CPJQTAT11/... (external)	11	5,08	50,80	11,64
IPJQTAT 11/... (internal)	11	5,08	50,80	11,64
CPJQTAA/AO 125/... (external)	12,5	4,91	49,10	10,80
IPJQTAA/AO 125/... (internal)	12,5	4,91	49,10	10,80
CPJQTAT/BRA 125/... (external)	12,5	5,08	50,80	11,64
IPJQTAT/BRA 125/... (internal)	12,5	5,08	50,80	11,64
CPJQTAA 15/... (external)	15	5,45	54,50	11,99
IPJQTAA 15/... (internal)	15	5,71	57,10	12,56
TPJQT... 06-08-10-11-125-15-.../...	2,33	23,30	5,08	

Choose the desired packaging: E.g.: CPJQTAA .../10 (Pack. 10 Pcs) CPJQTAA .../2 (Pack. 2 Pcs)

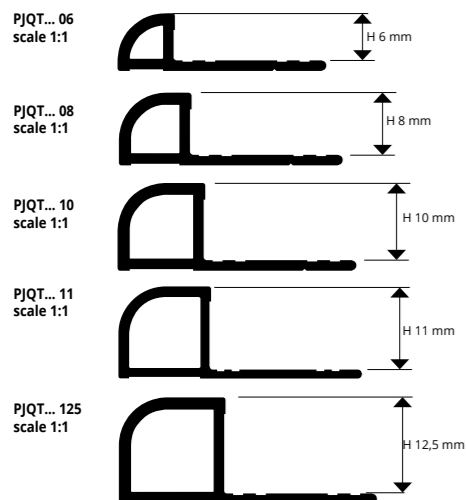
LEFT CAPSULES and END CAPS - POLISHED ALUMINIUM

Article	H mm	€/Pc	€/Pack. 10 Pcs	€/Pack. 2 Pcs
CPJQTBC/BO 06/... (external)	6	4,91	49,10	10,80 *
IPJQTBC/BO 06/... (internal)	6	4,91	49,10	10,80 *
CPJQTBC/BO 08/... (external)	8	4,91	49,10	10,80 *
IPJQTBC/BO 08/... (internal)	8	4,91	49,10	10,80 *
CPJQTBT 08/... (external)	8	5,08	50,80	11,64 *
IPJQTBT 08/... (internal)	8	5,08	50,80	11,64 *
CPJQTBC/BO 10/... (external)	1			

PROJOLLY QUART

BRUSHED POLISHED, BRUSHED AND VARNISHED ALUMINIUM

PROJOLLY QUART is a quarter-circle rounded bead profile in brushed and varnished aluminium that can be applied on external corners of coverings. It can be used to close the perimeter of coverings and (only brushed version) like a connection profile between step tread and riser of stairs coated with ceramic and natural stone tiles. Its particular section and elegance, the availability in three finishes and special pieces such as internal and external corners, end caps and joints make **PROJOLLY QUART** a much sought-after profile that allows an elegant workmanlike application.




BRUSHED POLISHED ALUMINIUM (silver) thermo packed
bar length 2,7 lm - pack. 40 Pcs - 108 lm

Article	H mm	€/lm	€/Pc
PJQTBS 08	8	8,35	22,55
PJQTBS 08*	8	8,35	22,55
PJQTBS 10	10	9,09	24,54
PJQTBS 10*	10	9,09	24,54
PJQTBS 11	11	9,58	25,87
PJQTBS 11*	11	9,58	25,87
PJQTBS 125	12,5	10,16	27,43
PJQTBS 125*	12,5	10,16	27,43


BRUSHED ANTIQUE BRONZE ALUMINIUM thermo packed
bar length 2,7 lm - pack. 40 Pc - 108 lm

Article	H mm	€/lm	€/Pc
PJQTBRAS 10	10	8,42	22,73
PJQTBRAS 125	12,5	9,16	24,73

COLOURS



ON DEMAND MINIMUM QUANTITY 100 PCS



BOS - Brushed gold alum.

(price and delivery time to be agreed)

ON DEMAND MAY BE REALISED IN OTHER FINISHES OF THE COLOUR CHART. CONTACT OUR CUSTOMER SERVICE FOR MINIMUM QUANTITY, TIMING AND PRICE.



VARNISHED ALUMINIUM thermo packed - bar length 2,7 M
pack. 20 Pcs - 54 lm (white colour 40 Pcs - 108 lm)

Article	H mm	€/lm	€/Pc
PJQTA 06-01 (varn. white)	6	4,76	12,85
PJQTA 08-01 (varn. white)	8	5,30	14,31
PJQTA 10-01 (varn. white)	10	5,72	15,44
PJQTA 11-01 (varn. white)	11	5,93	16,01
PJQTA 125-01 (varn. white)	12,5	6,14	16,58

Available in the colours: 01. Available on demand 0106 - 02 - 03 - 11 - 17. The code of the selected colour must be added to the article code. E.g.: PJQTA 08... (chosen colour White) PJQTA 08-01.

COLOURS

Article	Description
01 - Varnished white aluminium (9016)	PJQTA 06-..., PJQTA 11-... & PJQTA 125-... FOR OTHER COLOURS, DIFFERENT FROM WHITE, PLEASE CONTACT OUR CUSTOMER SERVICE FOR QUANTITY AND PRICE

ON DEMAND MINIMUM QUANTITY 100 PCS



11 - Varnished black aluminium (9005) **17** - Varnished bahama beige alum.

(price and delivery time to be agreed)

© 2019 All rights reserved by Progress Profiles. Printed in Italy

© 2019 All rights reserved by Progress Profiles. Printed in Italy

PROJOLLY QUART

STONE LINE ALUMINIUM

PROJOLLY QUART is a quarter-circle rounded bead profile in powder coated aluminium that can be applied on external corners of coverings. It can be used to close the perimeter of coverings. Its particular section and the availability of thirteen finishes and special pieces such as internal and external corners, junctions and end caps make **PROJOLLY QUART** an elegant and much-sought after profile.

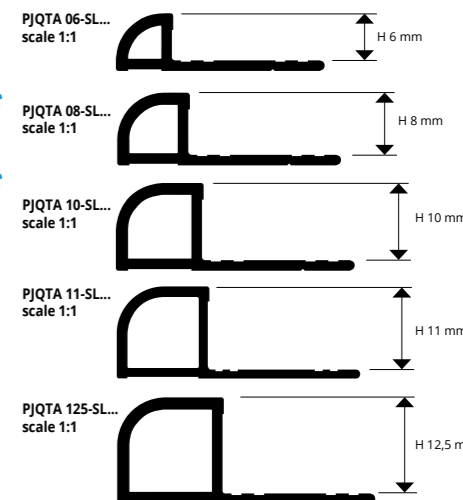


STONE LINE ALUMINIUM thermo packed
bar length 2,7 M - pack. 20 Pcs - 54 lm


Article	H mm	€/lm	€/Pc
PJQTA 06-SL...	6	6,70	18,09
PJQTA 08-SL...	8	6,95	18,77
PJQTA 10-SL...	10	7,21	19,47
PJQTA 11-SL...	11	7,47	20,17
PJQTA 125-SL...	12,5	7,73	20,87

Available in the colours: SL01 - SL02 - SL03 - SL04 - SL05 - SL06 - SL07 - SL08 - SL09 - SL10 - SL11 - SL12 - SL13. The code of the selected colour must be added to the article code. E.g.: PJQTA 08... (chosen colour stone white) PJQTA 08-SL01.

COLOURS



EXAMPLES AND INSTRUCTIONS FOR LAYING METHODS



1. Choose "PROJOLLY QUART" according to the tile thickness and desired finish. 2. Cut "PROJOLLY QUART" to the desired length and apply the adhesive on the support where the profile will be laid. 3. Press the anchoring flange of "PROJOLLY QUART" into the adhesive. 4. Lay the tiles, aligning them with the profile leaving a 2 mm joint. Remove immediately all remains of adhesive from the surface of the profile. 5. Fill the joints between the profile and the tiles with grout, in order to avoid water stagnation. Remove immediately all the remains of grout from the surface of the profile.

CAPSULES, END CAPS and THREE-WAYS JOINTS

POLISHED BRUSHED, VARNISHED ALUMINIUM/ PLASTIC

JOINTS - PLASTIC

Article	H mm	€/Pc	€/Pack. 10 Pcs	€/Pack. 2 Pcs
GIJQT 06/...	6	2,22	22,20	4,86
GIJQT 08/...	8	2,22	22,20	4,86
GIJQT 10/...	10	2,22	22,20	4,86
GIJQT 11/...	11	2,22	22,20	4,86
GIJQT 125/...	12,5	2,22	22,20	4,86

Choose the desired packaging: E.g.: GIJQT .../10 (Pack. 10 Pcs) GIJQT .../2 (Pack. 2 Pcs)

JOINT



LEFT CAPSULES & CAPS - POLISHED BRUSHED ALUMINIUM

Article	H mm	€/Pc	€/Pack. 10 Pcs	€/Pack. 2 Pcs
CPJQTBS 08/... (external)	8	5,72	57,20	12,16
IPJQTBS 08/... (internal)	8	5,72	57,20	12,16
CPJQTBS 08/... (external)	8	5,72	57,20	12,16
IPJQTBS 08/... (internal)	8	5,72	57,20	12,16
CPJQTBS 10/... (external)	10	5,72	57,20	12,16
IPJQTBS 10/... (internal)	10	5,72	57,20	12,16
CPJQTBS 10/... (external)	10	5,72	57,20	12,16
IPJQTBS 10/... (internal)	10	5,72	57,20	12,16
CPJQTBS 11/... (external)	11	5,72	57,20	12,16
IPJQTBS 11/... (internal)	11	5,72	57,20	12,16
CPJQTBS 11/... (external)	11	5,72	57,20	12,16
IPJQTBS 11/... (internal)	11	5,72	57,20	12,16
CPJQTBS 125/... (external)	12,5	5,72	57,20	12,16
IPJQTBS 125/... (internal)	12,5	5,72	57,20	12,16
CPJQTBS 125/... (external)	12,5	5,72	57,20	12,16
IPJQTBS 125/... (internal)	12,5	5,72	57,20	12,16
CPJQTBRAS 125/... (external)	12,5	5,72	57,20	12,16
IPJQTBRAS 125/... (internal)	12,5	5,72	57,20	12,16
CPJQTBRAS 125/... (external)	12,5	5,72	57,20	12,16
IPJQTBRAS 125/... (internal)	12,5	5,72	57,20	12,16
TPJQT... 08-10-11-125-.../...	2,33	23,30	5,08	

LEFT CAPSULES & CAP - VARNISHED ALUMINIUM

Article	H mm	€/Pc	€/Pack. 10 Pcs	€/Pack. 2 Pcs
CPJQTA 06-01/... (external)	6	5,03	50,30	11,06
IPJQTA 06-01/... (internal)	6	5,03	50,30	11,06
CPJQTA 08-01/... (external)	8	5,03	50,30	11,06
IPJQTA 08-01/... (internal)	8	5,03	50,30	11,06
CPJQTA 10-01/... (external)	10	5,03	50,30	11,06
IPJQTA 10-01/... (internal)	10	5,03	50,30	11,06
CPJQTA 11-01/... (external)	11	5,03	50,30	11,06
IPJQTA 11-01/... (internal)	11	5,03	50,30	11,06
CPJQTA 125-01/... (external)	12,5	5,03	50,30	11,06
IPJQTA 125-01/... (internal)	12,5	5,03	50,30	11,06
TPJQTA 06-08-10-11-125-.../...	2,33	23,30	5,08	

Choose the desired packaging: E.g.: CPJQTA .../10 (Pack. 10 Pcs) CPJQTA .../2 (Pack. 2 Pcs)



EXTERNAL CAPSULES CPJQT... **INTERNAL CAPSULES** IPJQT... **END CAP** TPJQT...

CAPSULES, END CAPS and THREE-WAYS JOINTS

STONE LINE ALUMINIUM / PLASTIC

JOINTS - PLASTIC

Article	H mm	€/Pc	€/Pack. 10 Pcs	€/Pack. 2 Pcs
GIJQT 06/...	6	2,22	22,20	4,86
GIJQT 08/...	8	2,22	22,20	4,86
GIJQT 10/...	10	2,22	22,20	4,86
GIJQT 11/...	11	2,22	22,20	4,86
GIJQT 125/...	12,5	2,22	22,20	4,86

Choose the desired packaging: E.g.: GIJQT .../10 (Pack. 10 Pcs) GIJQT .../2 (Pack. 2 Pcs)




END CAP GIJQT... **JOINT** TPJQT...

LEFT CAPSULES & CAP - STONE LINE ALUMINIUM

Article	H mm	€/Pc	€/Pack. 10 Pcs	€/Pack. 2 Pcs
CPJQTA 06-.../... (external)	6	5,92	59,20	13,03
IPJQTA 06-.../... (internal)	6	5,92	59,20	13,03
CPJQTA 08-.../... (external)	8	5,92	59,20	13,03
IPJQTA 08-.../... (internal)	8	5,92	59,20	13,03
CPJQTA 10-.../... (external)	10	5,92	59,20	13,03
IPJQTA 10-.../... (internal)	10	5,92	59,20	13,03
CPJQTA 11-.../... (external)	11	5,92	59,20	13,03
IPJQTA 11-.../... (internal)	11	5,92	59,20	13,03
CPJQTA 125-.../... (external)	12,5	5,92	59,20	13,03
IPJQTA 125-.../... (internal)	12,5	5,92	59,20	13,03
TPJQTA 06-08-10-11-125-.../...	3,81	38,10	8,38	

Choose the desired packaging: E.g.: CPJQTA .../10 (Pack. 10 Pcs) CPJQTA .../2 (Pack. 2 Pcs)



EXTERNAL CAPSULES CPJQTA... **INTERNAL CAPSULES** IPJQTA...

* = Production on demand with minimum quantity of 100 pcs. Delivery time 4/5 weeks, price to agree

Prices are referred to whole packs 10% increase for minimum orders of 10 Pcs 20% increase for orders of less than 10 Pcs.

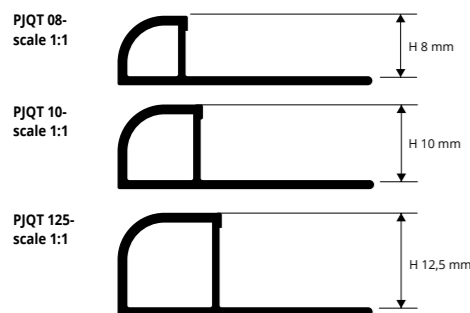
* = Production on demand with minimum quantity of 100 pcs. Delivery time 4/5 weeks, price to agree

Prices are referred to whole packs 10% increase for minimum orders of 10 Pcs 20% increase for orders of less than 10 Pcs.

PROJOLLY QUART

SHOCKPROOF NON - TOXIC COLORED VINYL RESIN

PROJOLLY QUART is a quarter-circle rounded bead profile in shockproof non - toxic colored vinyl resin that can be applied on external corners of coverings. It can be used to close the perimeter of coverings. Its particular section, the availability in different colours also on demand and special pieces such as internal and external corners make **PROJOLLY QUART** a much sought-after profile. It can be easily matched with the wall covering and allows an elegant workmanlike application.




NON-TOXIC SHOCKPROOF VINYL RESIN
bar length 2,7 lm - pack. 54 lm (white colour pack. 108 lm)

Article	H mm	€/lm	€/Pc
PJQT 08-...	8	1,09	2,94
PJQT 10-...	10	1,18	3,19
PJQT 125-...	12,5	1,29	3,48

Available in the colours: 01-02-03-05-06-11-17-18.
Available on demand 0106 - 04 - 07 - 08 - 09 -10-12-13-14-15-16-19-20-21-22-23-24-25-26-27-28-29 with a minimum quantity order of 800 pcs. The code of the selected colour must be added to the article code. E.g.: PJQT 08-... (chosen colour white) PJQT 08-01.

WHITE NOT FOR SALE SINGLY

COLOURS



ON DEMAND - MINIMUM QUANTITY 800 PCS by colour and height (price and delivery time to be agreed)

0106 - White ivory	04 - Light beige	07 - Pink	08 - Sky blue	09 - Yellow	10 - Red
12 - Silver	13 - Gold	14 - Green	15 - Brown	16 - Blue	19 - Beige
20 - Dark ivory	21 - Light pink	22 - Dark pink	23 - Dark antique pink	24 - Dark sky blue	25 - Brick red
26 - Turquoise green	27 - Dark green	28 - Hazel brown	29 - Dark brown		

1. Choose "PROJOLLY QUART" according to the tile thickness and desired colour. 2. Cut "PROJOLLY QUART" to the desired length and apply the adhesive on the support where the profile will be laid. 3. Press the anchoring flange of "PROJOLLY QUART" into the adhesive. 4. Lay the tiles, aligning them with the profile leaving a 2 mm joint. 5. Fill the joints between the profile and the tiles with grout, in order to avoid water stagnation.

CAPSULES and THREE-WAYS JOINTS

POLYPROPYLENE/POLYETYLENE UV RESISTANT

POLYPROPYLENE/POLYETYLENE UV RESISTANT

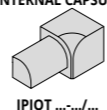
Article	H mm	€/Pc	€/Pack. 20 Pcs	€/Pack. 5 Pcs
CPJQT 08-.../... (external)	8	0,89	17,80	5,18
IPJQT 08-.../... (internal)	8	0,89	17,80	5,18
CPJQT 10-.../... (external)	10	0,91	18,20	5,18
IPJQT 10-.../... (internal)	10	0,91	18,20	5,18
CPJQT 125-.../... (external)	12,5	0,94	18,80	5,18
IPJQT 125-.../... (internal)	12,5	0,94	18,80	5,18

Available in the colours: 01-02-03-05-06-11-17-18 (available on demand 0106-04-07-08-09-10-12-13-14-15-16-19-20-21-22-23-24-25-26-27-28-29). The code of the selected colour must be added to the article code. E.g.: CPJQT 08-.../... (chosen colour white) CPJQT 08-01/20.

EXTERNAL CAPSULES



INTERNAL CAPSULES



Prices are referred to whole packs 10% increase for minimum orders of 10 Pcs 20% increase for orders of less than 10 Pcs.

PROJOLLY

POLISHED, SUPER POLISHED, SANDED AND SATIN FINISH STAINLESS STEEL AISI 304/1.4301-V2A

PROJOLLY is a rounded bead profile in polished, super polished, sanded and satin finish stainless steel AISI 304/1.4301-V2A that can be applied on external corners of coverings. It can be used to close the perimeter of coverings and like a connection profile between step tread and riser of stairs coated with ceramic or natural stone tiles. Its particular section, the availability in three different finishes and special pieces such as internal and external corners, end caps and joints make **PROJOLLY** a much sought-after profile that allows a workmanlike application even in environments subject to high mechanical stresses.



POLISHED STAINLESS STEEL AISI 304/1.4301-V2A with protective film
bar length 2,7 lm - pack. 20 Pcs - 54 lm - 10/10 mm

Article	H mm	€/lm	€/Pc
PJAC 06	6	9,52	25,70
PJAC 08	8	10,16	27,43
PJAC 10	10	10,95	29,57
PJAC 11	11	11,41	30,81
PJAC 125	12,5	11,74	31,70
PJAC 15	15	13,11	35,40

SUPER POLISHED STAINLESS ST. AISI 304/1.4301-V2A
thermo packed - bar length 2,7 lm - pack. 20 Pcs
54 lm - 10/10 mm

Article	H mm	€/lm	€/Pc
PJACML 06	6	11,85	32,00
PJACML 08	8	12,48	33,70
PJACML 10	10	13,33	35,99
PJACML 11	11	13,70	36,99
PJACML 125	12,5	14,02	37,85
PJACML 15	15	15,34	41,42

MIRROR LINE

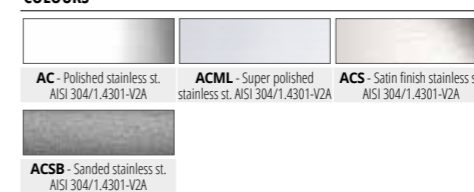
SATIN FINISH STAINLESS ST. AISI 304/1.4301-V2A with protective film
bar length 2,7 lm - pack. 20 Pcs - 54 lm - 10/10 mm

Article	H mm	€/lm	€/Pc
PJACS 06	6	11,42	30,83
PJACS 08	8	12,06	32,56
PJACS 10	10	12,91	34,86
PJACS 11	11	13,34	36,02
PJACS 125	12,5	13,65	36,86
PJACS 15	15	15,02	40,55

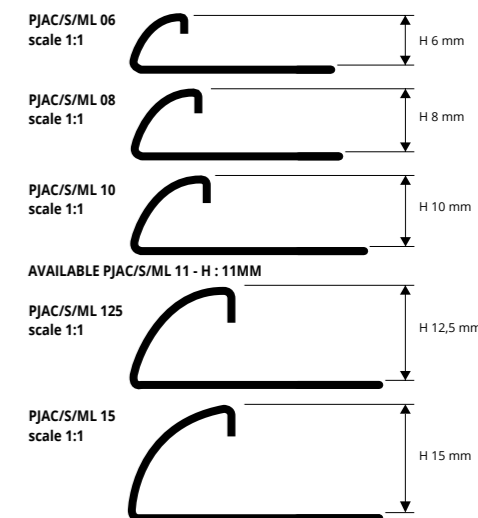
SANDED STAINLESS INOX AISI 304/1.4301-V2A with protective film
bar length 2,7 ml - pack. 20 Pcs 54 lm - 10/10 mm

Article	H mm	€/lm	€/Pc
PJACSB 08	8	12,90	34,83
PJACSB 10	10	13,75	37,13
PJACSB 125	12,5	14,55	39,29

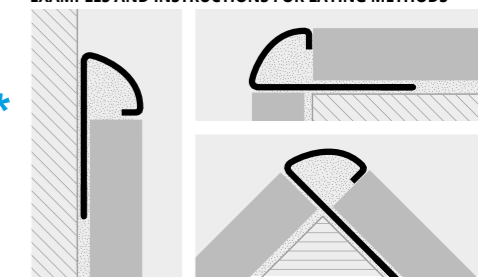
COLOURS



SUITABLE FOR USE IN CONTACT WITH FOODSTUFFS.



AVAILABLE PJAC/S/ML 11 - H : 11MM



1. Choose "PROJOLLY" according to the tile thickness and desired finish. 2. Cut "PROJOLLY" to the desired length and apply the adhesive on the support where the profile will be laid. 3. Press the anchoring flange of "PROJOLLY" into the adhesive. 4. Lay the tiles, aligning them with the profile leaving a 2 mm joint. Remove immediately all remains of adhesive from the surface of the profile. 5. Fill the joints between the profile and the tiles with grout, in order to avoid water stagnation. Remove immediately all the remains of grout from the surface of the profile.

CAPSULES, END CAPS and THREE-WAYS JOINTS

POLISHED, SUPER POLISHED AND SATIN FINISH STAINLESS ST. AISI 304/1.4301-V2A / PLASTIC

CAPSULES and END CAPS - POLISHED STAINLESS ST. AISI 304/1.4301-V2A

Article	H mm	€/Pc	€/Pack. 10 Pcs	€/Pack. 2 Pcs
CPJAC 06/... (external)	6	11,61	116,10	25,39
IPJAC 06/... (internal)	6	11,61	116,10	25,39
CPJAC 08/... (external)	8	12,16	121,60	26,45
IPJAC 08/... (internal)	8	12,16	121,60	26,45
CPJAC 10/... (external)	10	13,06	130,60	27,50
IPJAC 10/... (internal)	10	13,06	130,60	27,50
CPJAC 11/... (external)	11	13,65	136,50	28,56
IPJAC 11/... (internal)	11	13,65	136,50	28,56
CPJAC 125/... (external)	12,5	14,17	141,70	29,62
IPJAC 125/... (internal)	12,5	14,17	141,70	29,62
CPJAC 15/... (external)	15	15,34	153,40	32,26
IPJAC 15/... (internal)	15	15,34	153,40	32,26
TPJAC 06-08-10-11-125-15-.../...	2,33	23,30	5,08	

Choose the desired packaging: E.g.: CPJAC .../10 (Pack. 10 Pcs) CPJAC .../2 (Pack. 2 Pcs)

CAPSULES and END CAPS - SATIN FINISH STAINLESS ST. AISI 304/1.4301-V2A

Article	H mm	€/Pc	€/Pack. 10 Pcs	€/Pack. 2 Pcs
CPJACS 06/... (external)	6	12,80	128,00	26,45
IPJACS 06/... (internal)	6	12,80	128,00	26,45
CPJACS 08/... (external)	8	13,23	132,30	27,50
IPJACS 08/... (internal)	8	13,23	132,30	27,50
CPJACS 10/... (external)	10	14,07	140,70	29,09
IPJACS 10/... (internal)	10	14,07	140,70	29,09
CPJACS 11/... (external)	11	14,57	145,70	30,42
IPJACS 11/... (internal)	11	14,57	145,70	30,42
CPJACS 125/... (external)	12,5	15,02	150,20	31,73
IPJACS 125/... (internal)	12,5	15,02	150,20	31,73
CPJACS 15/... (external)	15	16,39	163,90	34,38
IPJACS 15/... (internal)	15	16,39	163,90	34,38
TPJACS 06-08-10-11-125-15-.../...	2,33	23,30	5,08	

Choose the desired packaging: E.g.: CPJACS .../10 (Pack. 10 Pcs) CPJACS .../2 (Pack. 2 Pcs)

CAPSULES - SUPER POLISHED STAINLESS ST. AISI 304/1.4301-V2A

Article	H mm	€/Pc	€/Pack. 10 Pcs	€/Pack. 2 Pcs
CPJACML 06/... (external)	6	12,80	128,00	26,45
IPJACML 06/... (internal)	6	12,80	128,00	26,45
CPJACML 08/... (external)	8	13,23	132,30	27,50
IPJACML 08/... (internal)	8	13,23	132,30	27,50
CPJACML 10/... (external)	10	14,07	140,70	29,09
IPJACML 10/... (internal)	10	14,07	140,70	29,09
CPJACML 11/... (external)	11	14,57	145,70	30,42
IPJACML 11/... (internal)	11	14,57	145,70	30,42
CPJACML 125/... (external)	12,5	15,02	150,20	31,73
IPJACML 125/... (internal)	12,5	15,02	150,20	31,73
CPJACML 15/... (external)	15	16,39	163,90	34,38
IPJACML 15/... (internal)	15	16,39	163,90	34,38

Choose the desired packaging: E.g.: CPJACML .../10 (Pack. 10 Pcs) CPJACML .../2 (Pack. 2 Pcs)



JOINTS - PLASTIC

Article	H mm	€/Pc	€/Pack. 10 Pcs	€/Pack. 2 Pcs
GIJAC 06/...	6	2,22	22,20	4,86
GIJAC 08/...	8	2,22	22,20	4,86
GIJAC 10/...	10	2,22	22,20	4,86
GIJAC 11/...	11	2,22	22,20	4,86
GIJAC 125/...	12,5	2,22	22,20	4,86
GIJAC 15/...	15	2,22	22,20	4,86

Choose the desired packaging: E.g.: GIJAC .../10 (Pack. 10 Pcs) GIJAC .../2 (Pack. 2 Pcs)

CAPSULES - SANDED STAINLESS INOX AISI 304/1.4301-V2A

Article	H mm	€/Pc	€/Pack. 10 Pcs	€/Pack. 2 Pcs
CPJACSB 08/... (external)	8	14,69	146,90	30,85
IPJACSB 08/... (internal)	8	14,69	146,90	30,85
CPJACSB 10/... (external)	10	15,53	155,30	32,61
IPJACSB 10/... (internal)	10	15,53	155,30	32,61
CPJACSB 125/... (external)	12,5	16,95	169,50	35,60
IPJACSB 125/... (internal)	12,5	16,95	169,50	35,60

News 2019

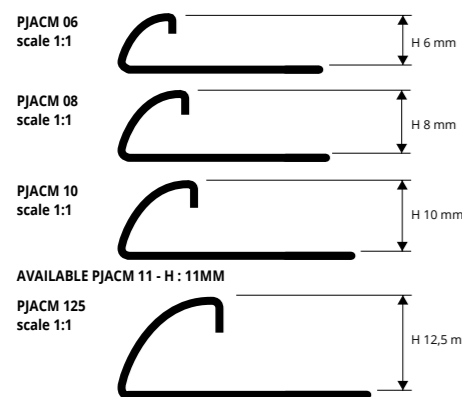
* = Production on demand with minimum quantity of 100 pcs. Delivery time 4/5 weeks, price to agree

Prices are referred to whole packs 10% increase for minimum orders of 10 Pcs 20% increase for orders of less than 10 Pcs.

PROJOLLY

POLISHED STAINLESS STEEL INOX AISI 316L/1.4404-V4A

PROJOLLY is a rounded bead profile in polished stainless steel INOX AISI 316L/1.4404-V4A that can be applied on external corners of coverings. It can be used to close the perimeter of coverings and like a connection profile between step tread and riser of stairs coated with ceramic or natural stone tiles. Its particular section, the availability in three different finishes and special pieces such as internal and external corners, end caps and joints make PROJOLLY a much sought-after profile that allows a workmanlike application even in environments subject to high mechanical and chemical stresses.



POLISHED STAINLESS STEEL AISI 316L/1.4404-V4A with protective film - bar length 2,7 lm - pack. 20 Pcs - 54 lm - 10/10 mm

Article	H mm	€/lm	€/Pc
PJACM 06	6	11,96	32,29
PJACM 08	8	12,85	34,70
PJACM 10	10	13,80	37,26
PJACM 11	11	14,37	38,80
PJACM 125	12,5	14,71	39,72

COLOURS



1. Choose "PROJOLLY" according to the tile thickness.
2. Cut "PROJOLLY" to the desired length and apply the adhesive on the support where the profile will be laid.
3. Press the anchoring flange of "PROJOLLY" into the adhesive.
4. Lay the tiles, aligning them with the profile leaving a 2 mm joint. Remove immediately all remains of adhesive from the surface of the profile.
5. Fill the joints between the profile and the tiles with grout, in order to avoid water stagnation. Remove immediately all the remains of grout from the surface of the profile.

SUITABLE FOR USE IN CONTACT WITH FOODSTUFFS.

CAPSULES and THREE-WAYS JOINTS

POLISHED STAINLESS STEEL AISI 316L/1.4404-V4A

POLISHED STAINLESS STEEL AISI 316L/1.4404-V4A

Article	H mm	€/Pc	€/Pack. 10 Pcs	€/Pack. 2 Pcs
CPJACM 06/... (external)	6	13,85	138,50	29,09
IPJACM 06/... (internal)	6	13,85	138,50	29,09
CPJACM 08/... (external)	8	14,39	143,90	30,15
IPJACM 08/... (internal)	8	14,39	143,90	30,15
CPJACM 10/... (external)	10	15,02	150,20	31,73
IPJACM 10/... (internal)	10	15,02	150,20	31,73
CPJACM 11/... (external)	11	15,55	155,50	32,80
IPJACM 11/... (internal)	11	15,55	155,50	32,80
CPJACM 125/... (external)	12,5	16,08	160,80	33,85
IPJACM 125/... (internal)	12,5	16,08	160,80	33,85

Choose the desired packaging: E.g.: CPJACM .../10 (Pack. 10 Pcs)
CPJACM .../2 (Pack. 2 Pcs)

EXTERNAL CAPSULES



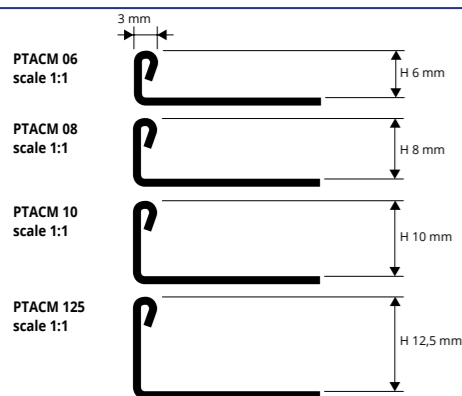
INTERNAL CAPSULES



PROTERMINAL

POLISHED STAINLESS STEEL INOX AISI 316L/1.4404-V4A

PROTERMINAL is a "L-shaped" profile in polished stainless steel INOX AISI 316L/1.4404-V4A that can be applied on external corners of coverings. It can be used to close the perimeter of coverings, like a connection profile between step tread and riser of stairs coated with ceramic and natural stone tiles, and also as separation profile for floor coverings. Its particular section and the availability in three different heights make PROTERMINAL a much sought-after profile that allows a workmanlike application even in environments subject to high mechanical and chemical stresses.



COLOURS



1. Choose "PROTERMINAL" according to the tile thickness.
2. Cut "PROTERMINAL" to the desired length and apply the adhesive on the support where the profile will be laid.
3. Press the anchoring flange of "PROTERMINAL" into the adhesive.
4. Lay the tiles, aligning them with the profile leaving a 2 mm joint. Remove immediately all remains of adhesive from the surface of the profile.
5. Fill the joints between the profile and the tiles with grout, in order to avoid water stagnation. Remove immediately all the remains of grout from the surface of the profile.

POLISHED STAINLESS STEEL AISI 316L/1.4404-V4A lungh. barre 2,7 ml - conf. 40 PZ - 108 ml - 10/10 mm

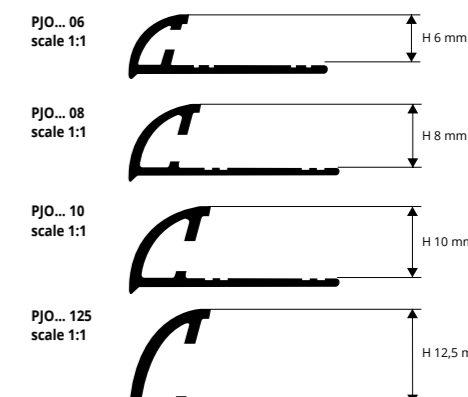
Article	H mm	€/lm	€/Pc
PTACM 06	6	9,09	24,54
PTACM 08	8	9,31	25,14
PTACM 10	10	9,79	26,43
PTACM 125	12,5	10,79	29,13

SUITABLE FOR USE IN CONTACT WITH FOODSTUFFS.

PROJOLLY

NATURAL, POLISHED VARNISHED, CHROMED AND ANTIQUE BRASS

PROJOLLY is a rounded bead profile in natural, antique brass, polished varnished and chromed brass that can be applied on external corners of coverings. It can be used to close the perimeter of coverings and like (only natural and chromed version) a connection profile between step tread and riser of stairs coated with ceramic or natural stone tiles. Its particular section, the availability in three different finishes and special pieces such as internal and external corners, end caps and joints make PROJOLLY a much sought-after and elegant profile that allows a workmanlike application.



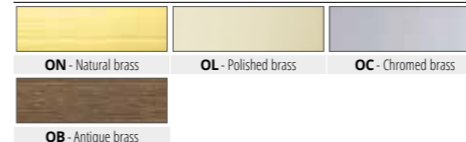
NATURAL BRASS thermo packed bar length 2,7 lm - pack. 20 Pcs - 54 lm

Article	H mm	€/lm	€/Pc
PJON 08	8	12,43	33,56 *
PJON 10	10	13,17	35,56
PJON 125	12,5	14,65	39,56 *

SUPER POLISHED VARNISHED CHROMED BRASS thermo packed bar length 2,7 lm - pack. 20 Pcs - 54 lm

Article	H mm	€/lm	€/Pc
PJOC 06	6	17,09	46,14 *
PJOC 08	8	19,22	51,89
PJOC 10	10	20,14	54,38
PJOC 125	12,5	21,14	57,08

COLOURS



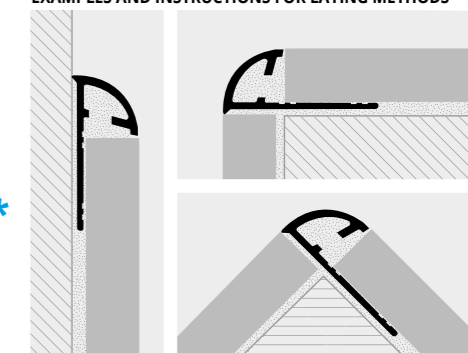
POLISHED VARNISHED BRASS thermo packed bar length 2,7 lm - pack. 20 Pcs - 54 lm

Article	H mm	€/lm	€/Pc
PJOL 06	6	15,59	42,09 *
PJOL 08	8	16,23	43,82
PJOL 10	10	17,88	48,28
PJOL 125	12,5	20,38	55,03

ANTIQU BRASS thermo packed bar length 2,7 lm - pack. 20 Pcs - 54 lm

Article	H mm	€/lm	€/Pc
PJOB 08	8	25,10	67,77 *
PJOB 10	10	27,40	73,98
PJOB 125	12,5	29,10	78,57

EXAMPLES AND INSTRUCTIONS FOR LAYING METHODS



1. Choose "PROJOLLY" according to the tile thickness and desired finish.
2. Cut "PROJOLLY" to the desired length and apply the adhesive on the support where the profile will be laid.
3. Press the anchoring flange of "PROJOLLY" into the adhesive.
4. Lay the tiles, aligning them with the profile leaving a 2 mm joint. Remove immediately all remains of adhesive from the surface of the profile.
5. Fill the joints between the profile and the tiles with grout, in order to avoid water stagnation. Remove immediately all the remains of grout from the surface of the profile.

CAPSULES, END CAPS and THREE-WAYS JOINTS

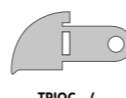
VARNISHED POLISHED BRASS AND CHROMED BRASS EFFECT / PLASTIC

CAPS and JOINTS - CHROMED BRASS / PLASTIC

Article	H mm	€/Pc	€/Pack. 10 Pcs	€/Pack. 2 Pcs
TPJOC 06-08-10-125/...	6-8-10-125	2,27	22,70	5,08
GIJA 06-08-10-125/...	6-8-10-125	2,22	22,20	4,86

Choose the desired packaging: E.g.: GIJA.../10 (Pack. 10 Pcs)
GIJA.../2 (Pack. 2 Pcs)

END CAP



JOINT



EXTERNAL CAPSULES



INTERNAL CAPSULES



LEFT CAPSULES - POLISHED VARNISHED BRASS

Article	H mm	€/Pc	€/Pack. 10 Pcs	€/Pack. 2 Pcs
CPJOL 06/... (external)	6	15,23	152,30	33,85 *
IPJOL 06/... (internal)	6	17,46	174,60	38,08 *
CPJOL 08/... (external)	8	15,50	155,00	34,38
IPJOL 08/... (internal)	8	17,72	177,20	38,61
CPJOL 10/... (external)	10	15,76	157,60	34,91
IPJOL 10/... (internal)	10	17,93	179,30	39,14
CPJOL 125/... (external)	12,5	16,13	161,30	35,97
IPJOL 125/... (internal)	12,5	18,30	183,00	39,67

Choose the desired packaging: E.g.: CPJOL .../10 (Pack. 10 Pcs)
CPJOL .../2 (Pack. 2 Pcs)

The right capsules are available on demand and must be used only in the following cases:
A) when you are laying the cut base of the profile perpendicularly on the floor;



Add "D" to the article code. For example: CPJDOL 06.

Add "D" to the article code. For example: IPJDOL 06.

LEFT CAPSULES - CHROMED BRASS

Article	H mm	€/Pc	€/Pack. 10 Pcs	€/Pack. 2 Pcs
CPJOC 06/... (external)	6	15,23	152,30	33,85 *
IPJOC 06/... (internal)	6	17,46	174,60	38,08 *
CPJOC 08/... (external)	8	15,50	155,00	34,38
IPJOC 08/... (internal)	8	17,72	177,20	38,61
CPJOC 10/... (external)	10	15,76	157,60	34,91
IPJOC 10/... (internal)	10	17,93	179,30	39,14
CPJOC 125/... (external)	12,5	16,13	161,30	35,97
IPJOC 125/... (internal)	12,5	18,30	183,00	39,67

Choose the desired packaging: E.g.: CPJOC.../10 (Pack. 10 Pcs)
CPJOC.../2 (Pack. 2 Pcs)

B) as an alternative to end-caps (right side).



LEFT CAPSULES

RIGHT CAPSULES

Add "D" to the article code. For example: CPJDOL 06.

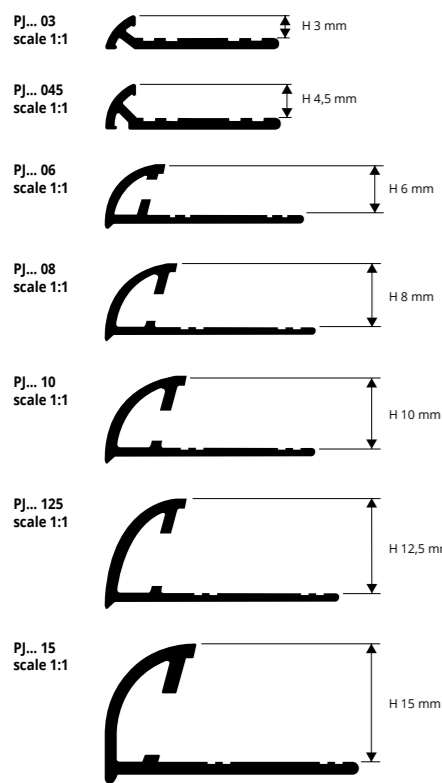
News 2019

* = Production on demand with minimum quantity of 100 pcs. Delivery time 4/5 weeks, price to agree

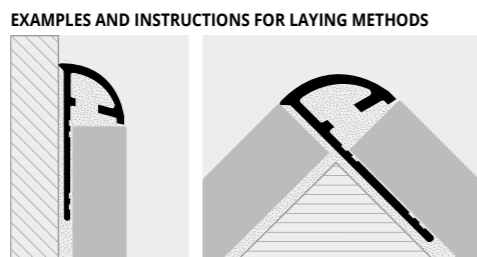
Prices are referred to whole packs 10% increase for minimum orders of 10 Pcs 20% increase for orders of less than 10 Pcs.

PROJOLLY

ANODIZED ALUMINIUM
SILVER, COPPER, TITANIUM, GOLD AND BLACK



PROJOLLY is a rounded bead profile in anodized aluminium that can be applied on external corners of coverings. It can be used to close the perimeter of coverings and like a connection profile between step tread and riser of stairs coated with ceramic or natural stone tiles. Its particular section and elegance, the availability in five different finishes and special pieces such as internal and external corners, end caps and joints make PROJOLLY a much sought-after and elegant profile that allows a workmanlike application.




1. Choose "PROJOLLY" according to the tile thickness and desired finish. 2. Cut "PROJOLLY" to the desired length and apply the adhesive on the support where the profile will be laid. 3. Press the anchoring flange of "PROJOLLY" into the adhesive. 4. Lay the tiles, aligning them with the profile leaving a 2 mm joint. Remove immediately all remains of adhesive from the surface of the profile. 5. Fill the joints between the profile and the tiles with grout, in order to avoid water stagnation. Remove immediately all the remains of grout from the surface of the profile.



ANODIZED ALUM. (silver-copper-gold-titanium-black) thermo packed bar length 2,7 lm - pack 40 Pcs - 108 lm (for H 15 anodized silver alum. pack 20 Pcs - 54 lm)

Article	H mm	€/lm	€/Pc
PJAA 03 (anodized silver)	3	3,65	9,86 *
PJAO 03 (anodized gold)	3	3,65	9,86 *
PJAA 045 (anodized silver)	4,5	3,86	10,42 *
PJAO 045 (anodized gold)	4,5	3,86	10,42 *
PJAA 06 (anodized silver)	6	4,13	11,15
PJAO 06 (anodized gold)	6	4,13	11,15 *
PJAA 08 (anodized silver)	8	4,39	11,85
PJAR 08 (anodized copper)	8	4,85	13,10
PJAT 08 (anodized titanium)	8	4,85	13,10
PJAO 08 (anodized gold)	8	4,39	11,85
PJNE 08 (anodized black)	8	6,30	17,01
PJAA 10 (anodized silver)	10	4,74	12,80
PJAR 10 (anodized copper)	10	5,27	14,23
PJAT 10 (anodized titanium)	10	5,27	14,23
PJAO 10 (anodized gold)	10	4,74	12,80
PJNE 10 (anodized black)	10	6,86	18,52
PJAA 125 (anodized silver)	12,5	5,35	14,45
PJAR 125 (anodized copper)	12,5	5,93	16,01 *
PJAT 125 (anodized titanium)	12,5	5,93	16,01
PJNE 125 (anodized black)	12,5	7,71	20,82
PJAA 15 (anodized silver)	15	5,97	16,12
PJAO 15 (anodized gold)	15	5,97	16,12 *



CAPSULES, END CAPS and THREE-WAYS JOINTS

Anodized ALUMINIUM (silver, copper, titanium, gold and black) / PLASTIC

LEFT CAPSULES ANODIZED ALUMINIUM

Article	H mm	€/Pc	€/Pack. 10 pcs	€/Pack. 2 pcs
CPJAA/AO 06 (external)	6	4,91	49,10	10,80
IPJAA/AO 06 (internal)	6	4,91	49,10	10,80
CPJAA/AO 08 (external)	8	4,91	49,10	10,80
IPJAA/AO 08 (internal)	8	4,91	49,10	10,80
CPJAR 08 (external)	8	5,08	50,80	11,64
IPJAR 08 (internal)	8	5,08	50,80	11,64
CPJAT 08 (external)	8	5,08	50,80	11,64
IPJAT 08 (internal)	8	5,08	50,80	11,64
CPJAA/AO 10 (external)	10	4,91	49,10	10,80
IPJAA/AO 10 (internal)	10	4,91	49,10	10,80
CPJAR 10 (external)	10	5,08	50,80	11,64
IPJAR 10 (internal)	10	5,08	50,80	11,64
CPJAT 10 (external)	10	5,08	50,80	11,64
IPJAT 10 (internal)	10	5,08	50,80	11,64
CPJAA 125 (external)	12,5	4,91	49,10	10,80
IPJAA 125 (internal)	12,5	4,91	49,10	10,80
CPJAR 125 (external)	12,5	5,08	50,80	11,64 *
IPJAR 125 (internal)	12,5	5,08	50,80	11,64 *
CPJAT 125 (external)	12,5	5,08	50,80	11,64
IPJAT 125 (internal)	12,5	5,08	50,80	11,64
CPJAA 15 (external)	15	5,45	54,50	11,99
IPJAA 15 (internal)	15	5,71	57,10	12,56

Choose the desired packaging: E.g.: CPJAA .../10 (Pack. 10 Pcs) CPJAA .../2 (Pack. 2 Pcs)

LEFT CAPSULES ANODIZED ALUMINIUM

Article	H mm	€/Pc	€/Pack. 10 pcs	€/Pack. 2 pcs
CPJNE 08/...	8	6,60	66,00	14,52
IPJNE 08/...	8	6,60	66,00	14,52
CPJNE 10/...	10	6,60	66,00	14,52
IPJNE 10/...	10	6,60	66,00	14,52
CPJNE 125/...	12,5	6,60	66,00	14,52
IPJNE 125/...	12,5	6,60	66,00	14,52

Choose the desired packaging: E.g.: CPJNE .../10 (Pack. 10 Pcs) CPJNE .../2 (Pack. 2 Pcs)

CAPS - ANODIZED ALUMINIUM

Article	€/Pc	€/Pack. 10 pcs	€/Pack. 2 pcs
TPJ... 06-08-10-125-15/...	2,33	23,30	5,08

JOINTS - PLASTIC

Article	€/Pc	€/Pack. 10 pcs	€/Pack. 2 pcs
GIJA 06-08-10-125-15/...	2,22	22,20	4,86

EXTERNAL CAPSULES



INTERNAL CAPSULES




The right capsules are available on demand and must be used only in the following cases:

A) when you are laying the cut base of the profile perpendicularly on the floor;



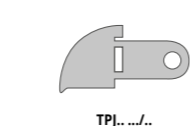
Add "D" to the article code. For example: CPJDAA 06. Add "D" to the article code. For example: IPJDAA 06.

B) as an alternative to end-caps (right side).



Add "D" to the article code. For example: CPJDAA 06.

CAPS



JOINTS



* = Production on demand with minimum quantity of 100 pcs. Delivery time 4/5 weeks. Price to agree

Prices are referred to whole packs 10% increase for minimum orders of 10 Pcs 20% increase for orders of less than 10 Pcs.

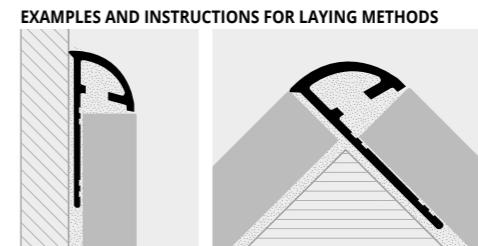
PROJOLLY

POLISHED ALUMINIUM
CHROME, COPPER, TITANIUM, GOLD AND BLACK



POLISHED ALUMINIUM (chrome-copper-titanium-gold-black) thermo packed - bar length 2,7 lm - pack 40 Pcs - 108 lm (H 15 mm - 54 lm)

Article	H mm	€/lm	€/Pc
PJBC 03 (polished chrome)	3	6,37	17,20
PJBO 03 (polished gold)	3	6,37	17,20 *
PJBC 045 (polished chrome)	4,5	6,56	17,71
PJBO 045 (polished gold)	4,5	6,56	17,71
PJBC 06 (polished chrome)	6	6,72	18,14
PJBO 06 (polished gold)	6	6,72	18,14
PJBR 08 (polished copper)	8	7,24	19,55 *
PJBT 08 (polished titanium)	8	7,24	19,55
PJBO 08 (polished gold)	8	7,24	19,55
PJBC 08 (polished chrome)	8	7,24	19,55
PJBN 08 (polished black)	8	9,41	25,41 *
PJBR 10 (polished copper)	10	8,04	21,71
PJBT 10 (polished titanium)	10	8,04	21,71
PJBO 10 (polished gold)	10	8,04	21,71
PJBC 10 (polished chrome)	10	8,04	21,71
PJBN 10 (polished black)	10	9,89	26,70
PJBR 125 (polished copper)	12,5	9,09	24,54 *
PJBT 125 (polished titanium)	12,5	9,09	24,54
PJBO 125 (polished gold)	12,5	9,09	24,54
PJBC 125 (polished chrome)	12,5	9,09	24,54
PJBN 125 (polished black)	12,5	10,56	28,51 *
PJBR 15 (polished copper)	15	9,90	26,73



1. Choose "PROJOLLY" according to the tile thickness and desired finish. 2. Cut "PROJOLLY" to the desired length and apply the adhesive on the support where the profile will be laid. 3. Press the anchoring flange of "PROJOLLY" into the adhesive. 4. Lay the tiles, aligning them with the profile leaving a 2 mm joint. Remove immediately all remains of adhesive from the surface of the profile. 5. Fill the joints between the profile and the tiles with grout, in order to avoid water stagnation. Remove immediately all the remains of grout from the surface of the profile.



CAPSULES, END CAPS and THREE-WAYS JOINTS

POLISHED ALUMINIUM (chrome, copper, titanium, gold, black) / PLASTIC

END CAPS - POLISHED ALUMINIUM

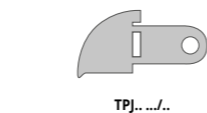
Article	€/Pc	€/Pack. 10 pcs	€/Pack. 2 pcs
TPJ... 06-08-10-125-15/...	2,33	23,30	5,08

JOINTS - PLASTIC

Article	€/Pc	€/Pack. 10 pcs	€/Pack. 2 pcs
GIJA 06-08-10-125-15/...	2,22	22,20	4,86

Choose the desired packaging: E.g.: GIJA .../10 (Pack. 10 Pcs) GIJA .../2 (Pack. 2 Pcs)

END CAP



JOINT



EXTERNAL CAPSULES



INTERNAL CAPSULES



LEFT CAPSULES POLISHED ALUMINIUM

Article	H mm	€/Pc	€/Pack. 10 pcs	€/Pack. 2 pcs
CPJBC/BO 06/... (external)	6	4,91	49,10	10,80
IPJBC/BO 06/... (internal)	6	4,91	49,10	10,80
CPJBC/BO 08/... (external)	8	4,91	49,10	10,80
IPJBC/BO 08/... (internal)	8	4,91	49,10	10,80
CPJBR 08/... (external)	8	7,19	71,90	19,46 *
IPJBR 08/... (internal)	8	7,19	71,90	19,46 *
CPJBT 08/... (external)	8	5,08	50,80	11,64 *
IPJBT 08/... (internal)	8	5,08	50,80	11,64 *
CPJBC/BO 10/... (est.)	10	4,91	49,10	10,80
IPJBC/BO 10/... (internal)	10	4,91	49,10	10,80
CPJBR 10/... (external)	10	7,19	71,90	19,46
IPJBR 10/... (internal)	10	7,19	71,90	19,46
CPJBT 10/... (external)	10	5,08	50,80	11,64
IPJBT 10/... (internal)	10	5,08	50,80	11,64
CPJBC/BO 125/... (external)	12,5	4,91	49,10	10,80
IPJBC/BO 125/... (internal)	12,5	4,91	49,10	10,80
CPJBR 125/... (external)	12,5	7,19	71,90	19,46 *
IPJBR 125/... (internal)	12,5	7,19	71,90	19,46 *
CPJBT 125/... (external)	12,5	5,08	50,80	11,64
IPJBT 125/... (internal)	12,5	5,08	50,80	11,64
CPJBC 15/... (external)	15	5,45	54,50	11,99
IPJBC 15/... (internal)	15	5,71	57,10	12,56

Choose the desired packaging: E.g.: CPJBC .../10 (Pack. 10 Pcs) CPJBC .../2 (Pack. 2 Pcs)

LEFT CAPSULES POLISHED ALUMINIUM


Article	H mm	€/Pc	€/Pack. 10 pcs	€/Pack. 2 pcs
CPJBN 08/...	8	9,34	93,40	20,55 *
IPJBN 08/...	8	9,34	93,40	20,55 *
CPJBN 10/...	10	9,34	93,40	20,55
IPJBN 10/...	10	9,34	93,40	20,55
CPJBN 125/...	12,5	9,34	93,40	20,55 *
IPJBN 125/...	12,5	9,34	93,40	20,55 *

The right capsules are available on demand and must be used only in the following cases: A) when you are laying the cut base of the profile perpendicularly on the floor;



Add "D" to the article code. For example: CPJDBC 06. Add "D" to the article code. For example: IPJDBC 06.

B) as an alternative to end-caps (right side).



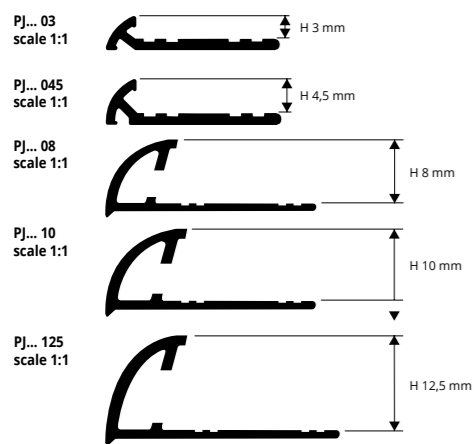
LEFT CAPSULES RIGHT CAPSULES Add "D" to the article code. For example: CPJDBC 06.

* = Production on demand with minimum quantity of 100 pcs. Delivery time 4/5 weeks. Price to agree

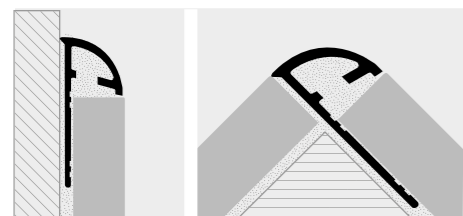
Prices are referred to whole packs 10% increase for minimum orders of 10 Pcs 20% increase for orders of less than 10 Pcs.

PROJOLLY

BRUSHED ALUMINIUM



EXAMPLES AND INSTRUCTIONS FOR LAYING METHODS



1. Choose "PROJOLLY" according to the tile thickness and desired finish. 2. Cut "PROJOLLY" to the desired length and apply the adhesive on the support where the profile will be laid. 3. Press the anchoring flange of "PROJOLLY" into the adhesive. 4. Lay the tiles, aligning them with the profile leaving a 2 mm joint. Remove immediately all remains of adhesive from the surface of the profile. 5. Fill the joints between the profile and the tiles with grout, in order to avoid water stagnation. Remove immediately all the remains of grout from the surface of the profile.

PROJOLLY is a rounded bead profile in brushed aluminium that can be applied on external corners of coverings. It can be used to close the perimeter of coverings and like a connection profile between step tread and riser of stairs coated with ceramic or natural stone tiles. Its particular section and elegance, the availability in four different finishes and special pieces such as internal and external corners, end caps and joints make PROJOLLY a much sought-after and elegant profile that allows a workmanlike application.



BRUSHED POLISHED ALUMINIUM (silver-gold-copper-titanium-black) thermo packed - bar length 2,7 lm - pack. 40 Pcs - 108 lm

Article	H mm	€/lm	€/Pc
PJBS 03 (Brushed silver)	3	7,51	20,28
PJRS 03 (Brushed copper)	3	7,51	20,28 *
PJBOS 03 (Brushed gold)	3	7,51	20,28 *
PJTS 03 (Brushed titanium)	3	7,51	20,28
PJBS 045 (Brushed silver)	4,5	7,78	21,01
PJRS 045 (Brushed copper)	4,5	7,78	21,01 *
PJBOS 045 (Brushed gold)	4,5	7,78	21,01 *
PJTS 045 (Brushed titanium)	4,5	7,78	21,01
PJBS 08 (Brushed silver)	8	8,35	22,55
PJRS 08 (Brushed copper)	8	8,35	22,55 *
PJTS 08 (Brushed titanium)	8	8,35	22,55
PJBOS 08 (Brushed gold)	8	8,35	22,55 *
PJNS 08 (Brushed black)	8	10,61	28,65
PJBS 10 (Brushed silver)	10	9,09	24,54
PJRS 10 (Brushed copper)	10	9,09	24,54
PJTS 10 (Brushed titanium)	10	9,09	24,54
PJBOS 10 (Brushed gold)	10	9,09	24,54 *
PJNS 10 (Brushed black)	10	11,54	31,16
PJBS 125 (Brushed silver)	12,5	10,16	27,43
PJRS 125 (Brushed copper)	12,5	10,16	27,43
PJTS 125 (Brushed titanium)	12,5	10,16	27,43
PJBOS 125 (Brushed gold)	12,5	10,16	27,43 *
PJNS 125 (Brushed black)	12,5	13,08	35,32



COLOURS

BRUSHED POLISHED

BS - Brushed polished silver alum. RS - Brushed polished copper alum. TS - Brushed polished titanium alum.

NS - Brushed polished black alum.

BRUSHED POLISHED

BOS - Brushed gold alum.

(price and delivery time to be agreed)

AVAILABLE MINIMUM QUANTITY 100 PCS by colour and height

© 2019 All rights reserved by Progress Profiles. Printed in Italy

© 2019 All rights reserved by Progress Profiles. Printed in Italy

CAPSULES, END CAPS and THREE-WAYS JOINTS

BRUSHED POLISHED ALUMINIUM (silver, copper, titanium, black) / PLASTIC

LEFT CAPSULES - BRUSHED POLISHED ALUMINIUM

Article	H mm	€/Pc	€/Pack. 10 pcs	€/Pack. 2 pcs
CPJBS 08/... (external)	8	5,72	57,20	12,16
IPJBS 08/... (internal)	8	5,72	57,20	12,16
CPJRS 08/... (external)	8	5,72	57,20	12,16 *
IPJRS 08/... (internal)	8	5,72	57,20	12,16 *
CPJTS 08/... (external)	8	5,72	57,20	12,16
IPJTS 08/... (internal)	8	5,72	57,20	12,16
CPJBOS 08/... (external)	8	5,72	57,20	12,16 *
IPJBOS 08/... (internal)	8	5,72	57,20	12,16 *
CPJNS 08/... (external)	8	7,36	73,60	16,20
IPJNS 08/... (internal)	8	7,36	73,60	16,20
CPJBS 10/... (external)	10	5,72	57,20	12,16
IPJBS 10/... (internal)	10	5,72	57,20	12,16
CPJRS 10/... (external)	10	5,72	57,20	12,16
IPJRS 10/... (internal)	10	5,72	57,20	12,16
CPJTS 10/... (external)	10	5,72	57,20	12,16
IPJTS 10/... (internal)	10	5,72	57,20	12,16
CPJBOS 10/... (external)	10	5,72	57,20	12,16 *
IPJBOS 10/... (internal)	10	5,72	57,20	12,16 *
CPJNS 10/... (external)	10	7,36	73,60	16,20
IPJNS 10/... (internal)	10	7,36	73,60	16,20
CPJBS 125/... (external)	12,5	5,72	57,20	12,16
IPJBS 125/... (internal)	12,5	5,72	57,20	12,16
CPJRS 125/... (external)	12,5	5,72	57,20	12,16
IPJRS 125/... (internal)	12,5	5,72	57,20	12,16
CPJTS 125/... (external)	12,5	5,72	57,20	12,16
IPJTS 125/... (internal)	12,5	5,72	57,20	12,16
CPJBOS 125/... (external)	12,5	5,72	57,20	12,16 *
IPJBOS 125/... (internal)	12,5	5,72	57,20	12,16 *
CPJNS 125/... (external)	12,5	7,36	73,60	16,20
IPJNS 125/... (internal)	12,5	7,36	73,60	16,20

END CAPS - BRUSHED ALUMINIUM silver-gold-copper-titanium-black

Article	€/Pc	€/Pack. 10 pcs	€/Pack. 2 pcs
TPJ... 08-10-125/...	2,33	23,30	5,08

JOINTS - PLASTIC

Article	€/Pc	€/Pack. 10 pcs	€/Pack. 2 pcs
GJJA 08-10-125/...	2,22	22,20	4,86

Choose the desired packaging: E.g.: CPJBS.../10 (Pack. 10 Pcs) CPJBS.../2 (Pack. 2 Pcs)

EXTERNAL CAPSULES




INTERNAL CAPSULES



The right capsules are available on demand and must be used only in the following cases:
A) when you are laying the cut base of the profile perpendicularly on the floor;

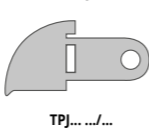


Add "D" to the article code. For example: CPJDBS 08.
Add "D" to the article code. For example: IPJDBS 08.



LEFT CAPSULES
RIGHT CAPSULES
Add "D" to the article code. For example: CPJDBS 08.

END CAP



TPJ... ..

JOINT



GJJA .../...

PROJOLLY is a rounded bead profile in varnished aluminium that can be applied on external corners of coverings. It can be used to close the perimeter of coverings. Its particular section and elegance, the availability in five different colours and special pieces such as internal and external corners, end caps and joints make PROJOLLY a much sought-after and elegant profile that allows a workmanlike application.

PROJOLLY

VARNISHED ALUMINIUM



VARNISHED ALUMINIUM (HOT-WORKED 200°) thermo packed bar length 2,7 lm - pack. 20 Pcs-54 lm (colour white 40 Pcs - 108 lm)

Article	H mm	€/lm	€/Pc
PJA 06-01 (white)	6	4,76	12,85
PJA 08-...	8	5,30	14,31
PJA 10-...	10	5,72	15,44
PJA 125-01 (white)	12,5	6,14	16,58

With H 8 and 10 mm available in the colours: 01 - 0106 - 0311 - 06 - 11 Available on demand: 02-03-0211-10-17. The code of the selected colour must be added to the article code. E.g.: PJA 08... (chosen colour white) PJA 08-01.

COLOURS

01 - Varnished white alum. (9016) **0106** - Varnished white Ivory alum. (9001) **0311** - Varnished spahlt grey alum. (7043)

06 - Varnished ivory alum. (1015) **11** - Varnished black alum. (9005)

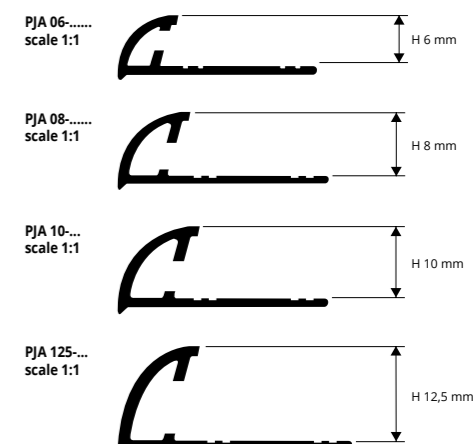


On demand may be realised in other finishes of the colour chart. Contact our customer service for minimal quantity, timing and price.

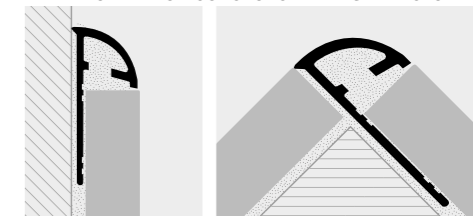
AVAILABLE MINIMUM QUANTITY 100 PCS by colour and height (price and delivery time to be agreed)

02 - Varnished light grey alum. (7035) **03** - Varnished stone grey alum. (7030) **0211** - Varnished quartz grey alum. (7039)

10 - Varnished Klinker red alum. (8004) **17** - Varnished bahama beige alum.



EXAMPLES AND INSTRUCTIONS FOR LAYING METHODS



1. Choose "PROJOLLY" according to the tile thickness and desired colour. 2. Cut "PROJOLLY" to the desired length and apply the adhesive on the support where the profile will be laid. 3. Press the anchoring flange of "PROJOLLY" into the adhesive. 4. Lay the tiles, aligning them with the profile leaving a 2 mm joint. Remove immediately all remains of adhesive from the surface of the profile. 5. Fill the joints between the profile and the tiles with grout, in order to avoid water stagnation. Remove immediately all the remains of grout from the surface of the profile.

CAPSULES, END CAPS and THREE-WAYS JOINTS

VARNISHED ALUMINIUM / PLASTIC

LEFT CAPSULES VARNISHED ALUMINIUM (HOT-WORKED 200°)

Article	H mm	€/Pc	€/Pack. 10 pcs	€/Pack. 2 pcs
CPJA 06-01/... (external)	6	5,03	50,30	11,06
IPJA 06-01/... (internal)	6	5,03	50,30	11,06
CPJA 08-.../... (external)	8	5,03	50,30	11,06
IPJA 08-.../... (internal)	8	5,03	50,30	11,06
CPJA 10-.../... (external)	10	5,03	50,30	11,06
IPJA 10-.../... (internal)	10	5,03	50,30	11,06
CPJA 125-01/... (external)	12,5	5,03	50,30	11,06
IPJA 125-01/... (internal)	12,5	5,03	50,30	11,06

With H 8 and 10 mm available in the colours: 01 - 0106 - 0311 - 06 - 11 Available on demand: 02-03-0211-10-17. The code of the selected colour must be added to the article code. E.g.: CPJA 08-.../... (chosen colour white) CPJA 08-01/10.

EXTERNAL CAPSULES



INTERNAL CAPSULES



END CAPS - VARNISHED ALUMINIUM (HOT-WORKED 200°)

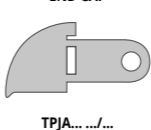
Article	H mm	€/Pc	€/Pack. 10 pcs	€/Pack. 2 pcs
TPJA... 06/...	6	2,33	23,30	5,08
TPJA... 08/...	8	2,33	23,30	5,08
TPJA... 10/...	10	2,33	23,30	5,08
TPJA... 125/...	12,5	2,33	23,30	5,08

JOINTS - PLASTIC

Article	H mm	€/Pc	€/Pack. 10 pcs	€/Pack. 2 pcs
GJJA 06/...	6	2,22	22,20	4,86
GJJA 08/...	8	2,22	22,20	4,86
GJJA 10/...	10	2,22	22,20	4,86
GJJA 125/...	12,5	2,22	22,20	4,86

Choose the desired packaging: E.g.: GJJA.../10 (Pack. 10 Pcs) GJJA.../2 (Pack. 2 Pcs)

END CAP



TPJA... ..

JOINT



GJJA .../...

The right capsules are available on demand and must be used only in the following cases:

A) when you are laying the cut base of the profile perpendicularly on the floor;



Add "D" to the article code. For example: CPJDA 06-01.
Add "D" to the article code. For example: IPJDA 06-01.

B) as an alternative to end-caps (right side).

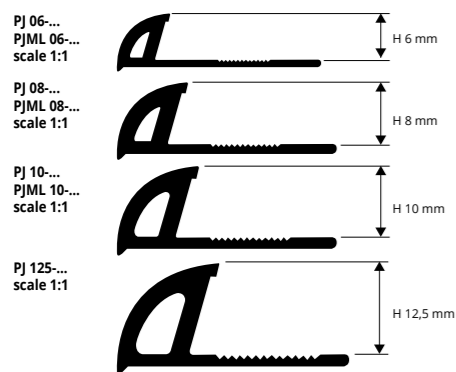


LEFT CAPSULES
RIGHT CAPSULES
Add "D" to the article code. For example: CPJDA 06-01.


PROJOLLY

SHOCKPROOF NON - TOXIC COLORED VINYL RESIN

PROJOLLY is a rounded bead profile in shockproof non - toxic colored vinyl resin that can be applied on external corners of coverings. It can be used to close the perimeter of coverings. Its particular section, the availability in different colours also on demand and special pieces such as internal and external corners make **PROJOLLY** a much sought-after profile. It can be easily matched with the wall covering and allows an elegant workmanlike application.



EXAMPLES AND INSTRUCTIONS FOR LAYING METHODS



1. Choose "PROJOLLY" according to the tile thickness and desired colour. 2. Cut "PROJOLLY" to the desired length and apply the adhesive on the support where the profile will be laid. 3. Press the anchoring flange of "PROJOLLY" into the adhesive. 4. Lay the tiles, aligning them with the profile leaving a 2 mm joint. 5. Fill the joints between the profile and the tiles with grout, in order to avoid water stagnation.

COLOURS

01 - White	0106 - White ivory	02 - Light grey	03 - Cement gray	04 - Light beige	05 - Dark beige
06 - Ivory	07 - Pink	08 - Sky blue	09 - Yellow	11 - Black	12 - Silver
13 - Gold	14 - Green	15 - Brown	17 - Bahama beige	18 - Grey	

NON-TOXIC SHOCKPROOF VINYL RESIN

bar length 2,7 lm - pack. 54 lm (colour white pack. 108 lm)

Article	H mm	€/lm	€/Pc
PJ 06...	6	0,97	2,62
PJ 08...	8	1,09	2,94
PJ 10...	10	1,18	3,19
PJ 125...	12,5	1,29	3,48

Available in the colours: 01 - 02 - 03 - 04 - 05 - 06 - 07 - 08 - 09 - 11-12 - 13 - 14 - 15 - 17 - 18 - 0106.
Available on demand 10 - 16 - 19 - 20 - 21 - 22 - 23 - 24 - 25 - 26 - 27 - 28 - 29 with a minimum quantity order of 800 pcs.
The code of the selected colour must be added to the article code.
E.g.: PJ 06... (chosen colour white) PJ 06-01.

WHITE NOT FOR SALE SINGLY

NON-TOXIC SHOCKPROOF VINYL RESIN

MIRROR LINE EXTRA POLISHED - bar length 2,7 lm
pack 54 lm (colour white pack. 108 lm)

Article	H mm	€/lm	€/Pc
PJML 06-01	6	1,21	3,27
PJML 08-01	8	1,31	3,54
PJML 10...	10	1,42	3,83

FINISHING 12 AND 13 EXCLUDED

H 10 mm available in the colours: 01-06-18.
Available on demand 2-03-04-05-07-08-09-10-11-14-15-16-17-0106-19-20-21-22-23-24-25-26-27-28-29 with a minimum quantity order of 800 pcs.
The code of the selected colour must be added to the article code.
E.g.: PJ 06... (chosen colour white) PJ 06-01.
Prices per metre are approximate. Articles not for sale singly.

WHITE NOT FOR SALE SINGLY

AVAILABLE MINIMUM QUANTITY 800 PCS by colour and height (price and delivery time to be agreed)

10 - Red	16 - Blue	19 - Beige
20 - Dark ivory	21 - Light pink	22 - Dark pink
23 - Dark antique pink	24 - Dark sky blue	25 - Brick red
26 - Turquoise green	27 - Dark green	28 - Hazel brown
29 - Dak brown		

© 2010 All rights reserved by Progress Profiles. Printed in Italy

© 2010 All rights reserved by Progress Profiles. Printed in Italy

PROJOLLY MARBLE is a rounded bead profile in shockproof non - toxic marbled vinyl resin that can be applied on external corners of coverings. It can be used to close the perimeter of coverings. Its particular section, the availability of different marble effect finishes also on demand and special pieces such as internal and external corners make **PROJOLLY MARBLE** a much sought-after profile. It can be easily matched with the wall covering and allows an elegant workmanlike application.



MARbled NON-TOXIC VYNIL RESIN
bar length 2,7 lm - pack. 40 Pcs - 108 lm

Article	H mm	€/lm	€/Pc
PJ... 06	6	1,82	4,91 *
PJ... 08	8	2,08	5,62
PJ... 10	10	2,25	6,08
PJ... 125	12,5	2,45	6,62

Available on demand MC - MB - MR - MA - MV - MVA - MAS - MBS - MRS - MVAS - MTC - MTS (MAB - MBC - MBO - MAM - MBD - MCRI - MCRC - MBDX - MGVC - MNA - MBPS - MVBL with a minimum quantity order of 800 pcs).
The code of the selected colour must be added to the article code.
E.g.: PJ... 10 (chosen colour carrara) PJMC 10.

COLOURS

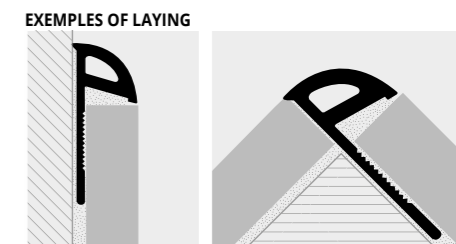
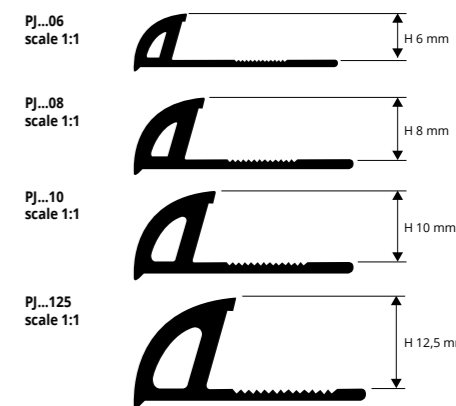
MC - White carrara	MB - Real yellow beige	MA - Sky blue	MR - Pink portugal	MV - Green guatemalan	MVA - Green aquamarine	MAS - Soft blue	MRS - Soft pink	MBS - Soft beige
MVAS - Soft green	MTC - Travertino light	MTS - Travertino dark						

AVAILABLE MINIMUM QUANTITY 800 PCS by colour and height (price and delivery time to be agreed)

MNA - Navona	MBC - Polished chrome	MBD - Bardiglio	MGV - Grey venato	MGVC - Light veined grey	MBPS - Salt-and-pepper beige	MVBL - Brazil green	MCRI - Ivory cream	MCRC - Light cream
MBO - Polished gold	MAM - Macauba blue	MAB - Blue	MBDX - Burgundy					

PROJOLLY MARBLE

SHOCKPROOF NON - TOXIC MARbled VINYL RESIN



INSTRUCTIONS FOR LAYING
1. Choose "PROJOLLY MARBLE" according to the tile thickness and desired colour. 2. Cut "PROJOLLY MARBLE" to the desired length and apply the adhesive on the support where the profile will be laid. 3. Press the anchoring flange of "PROJOLLY MARBLE" into the adhesive. 4. Lay the tiles, aligning them with the profile leaving a 2 mm joint. 5. Fill the joints between the profile and the tiles with grout, in order to avoid water stagnation.

EXEMPLES OF LAYING

PROJOLLY OPEN

SHOCKPROOF NON - TOXIC WHITE VINYL RESIN



WHITE VINYL RESIN
bar length 2,7 lm - pack. 80 Pcs - 216 lm

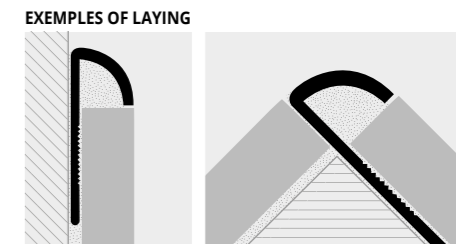
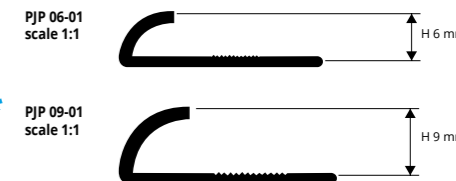
Article	H mm	€/lm	€/Pc
PJP 06-01	6	1,01	2,73 *
PJP 09-01	9	1,11	3,00

ARTICLES NOT FOR SALE SINGLY

INSTRUCTIONS FOR LAYING
1. Choose "PROJOLLY OPEN" according to the tile thickness. 2. Cut "PROJOLLY OPEN" to the desired length and apply the adhesive on the support where the profile will be laid. 3. Press the anchoring flange of "PROJOLLY OPEN" into the adhesive. 4. Lay the tiles, aligning them with the profile leaving a 2 mm joint. 5. Fill the joints between the profile and the tiles with grout, in order to avoid water stagnation.

COLOURS

01 - White	OTHER COLOURS ON DEMAND FOR A MINIMUM OF 800 pcs
------------	---



CAPSULES for three-ways joints

POLYPROPYLENE/POLYETYLENE UV RESISTANT

POLYPROPYLENE / POLYETYLENE UV RESISTANT

Article	H mm	€/Pc	€/Pack. 20 pcs	€/Pack. 5 pcs
CPJ 06-.../... (external)	6	0,87	17,40	5,18
IPJ 06-.../... (internal)	6	0,87	17,40	5,18
CPJ 08-.../... (external)	8	0,89	17,80	5,18
IPJ 08-.../... (internal)	8	0,89	17,80	5,18
CPJ 10-.../... (external)	10	0,91	18,20	5,18
IPJ 10-.../... (internal)	10	0,91	18,20	5,18
CPJ 125-.../... (external)	12,5	0,94	18,80	5,18
IPJ 125-.../... (internal)	12,5	0,94	18,80	5,18

Available in the colours: 01-02-03-04-05-06-07-08-09-10-11-12-13-14-15-16-17-18-0106 (not available 19-20-21-22-23-24-25-26-27-28-29).
The code of the selected colour must be added to the article code.
E.g.: CPJ 06-.../... (chosen colour white) CPJ 06-01/20.

EXTERNAL CAPSULES



INTERNAL CAPSULES



* = Production on demand with minimum quantity of 800 pcs. Delivery time 4/5 weeks. Price to agree

Prices are referred to whole packs 10% increase for minimum orders of 10 Pcs 20% increase for orders of less than 10 Pcs.

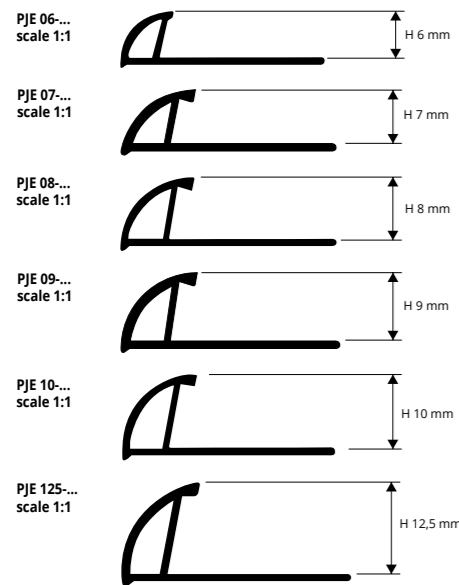
* = Production on demand with minimum quantity of 800 pcs. Delivery time 4/5 weeks. Price to agree

Prices are referred to whole packs 10% increase for minimum orders of 10 Pcs 20% increase for orders of less than 10 Pcs.

PROJOLLY ECO

SHOCKPROOF NON - TOXIC COLOURED VINYL RESIN

PROJOLLY ECO is a rounded bead profile in shockproof non - toxic colored vinyl resin that can be applied on external corners of coverings. It can be used to close the perimeter of coverings. Its particular section, the availability of different colours also on demand and special pieces such as internal and external corners make **PROJOLLY ECO** a practical and economic profile. It can be easily matched with the wall covering and allows an elegant workmanlike application.



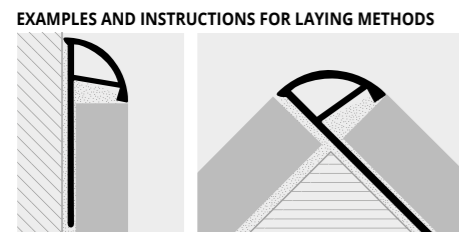
COLOURED VINYL RESIN

bar length 2,7 lm - pack. 80 Pcs - 216 lm

Article	H mm	€/lm	€/Pc
PJE 06-01/06/18	6	0,70	1,89
PJE 08-...	8	0,80	2,16
PJE 10-...	10	0,91	2,46
PJE 125-...	12,5	1,13	3,05

ARTICLES NOT FOR SALE SINGLY

H 6 mm available the colours 01 - 06 - 18, other colours on demand. Available on demand in the colours 01 - 02 - 03 - 04 - 05 - 06 - 07 - 08 - 09 - 10 - 11 - 12 - 13 - 14 - 15 - 16 - 17 - 18 (0106 - 19 - 20 - 21 - 22 - 23 - 24 - 25 - 26 - 27 - 28 - 29 with a minimum quantity order of 800 pcs. The code of the selected colour must be added to the article code. E.g.: PJE 08... (chosen colour white) PJE 08-01.



1. Choose "PROJOLLY ECO" according to the tile thickness and desired colour. 2. Cut "PROJOLLY ECO" to the desired length and apply the adhesive on the support where the profile will be laid. 3. Press the anchoring flange of "PROJOLLY ECO" into the adhesive. 4. Lay the tiles, aligning them with the profile leaving a 2 mm joint. 5. Fill the joints between the profile and the tiles with grout, in order to avoid water stagnation.

COLOURS

01 - White	02 - Light grey	03 - Cement gray	04 - Light beige	05 - Dark beige	06 - Ivory
07 - Pink	08 - Sky blue	09 - Yellow	10 - Red	11 - Black	12 - Silver
13 - Gold	14 - Green	15 - Brown	16 - Blue	17 - Bahama beige	18 - Grey



COLOURED VINYL RESIN

bar length 2,7 lm - pack. 80 Pcs - 216 lm

Article	H mm	€/lm	€/Pc
PJE 07-...	7	0,75	2,03
PJE 09-...	9	0,85	2,30

ARTICLES NOT FOR SALE SINGLY

PRODUCTION ON DEMAND
MINIMUM QUANTITY 800 PCS BY COLOUR AND HEIGHT
(delivery time to be agreed)

Available on demand in the colours: 01 - 02 - 03 - 04 - 05 - 06 - 07 - 08 - 09 - 10 - 11 - 12 - 13 - 14 - 15 - 16 - 17 - 18 - 19 - 20 - 21 - 22 - 23 - 24 - 25 - 26 - 27 - 28 - 29 - 0106 with a minimum quantity order of 800 pcs. The code of the selected colour must be added to the article code. E.g.: PJE 07... (chosen colour white) PJE 07-01.

AVAILABLE MINIMUM QUANTITY 800 PCS by colour and height
(price and delivery time to be agreed)

0106 - White ivory	19 - Beige	20 - Dark ivory
21 - Light pink	22 - Dark pink	23 - Dark antique pink
24 - Dark sky blue	25 - Brick red	26 - Turquoise green
27 - Dark green	28 - Hazel brown	29 - Dak brown

CAPSULES for three-ways joints

COLOURED PLASTIC



EXTERNAL CAPSULES



CPJE .../.../...

COLOURED PLASTIC

Article	H mm	€/Pc	€/Pack. 20 pcs	€/Pack. 5 pcs
CPJE 06-01/06/18/... (external)	6	0,78	15,60	4,11
CPJE 08-.../.../... (external)	8	0,83	16,60	4,38
CPJE 10-.../.../... (external)	10	0,89	17,80	4,66
CPJE 125-.../.../... (external)	12,5	1,02	20,40	5,36

ARTICLES NOT FOR SALE SINGLY

H 6 mm available the colours 01 - 06 - 18, other colours on demand. Available in the colours: 01 - 02 - 03 - 04 - 05 - 06 - 07 - 08 - 09 - 10 - 11 - 12 - 13 - 14 - 15 - 16 - 17 - 18 (not available 0106 - 19 - 20 - 21 - 22 - 23 - 24 - 25 - 26 - 27 - 28 - 29). The code of the selected colour must be added to the article code. E.g.: CPJE 08-.../.../... (chosen colour white) CPJE 08-01/20.

* = Production on demand with minimum quantity of 800 pcs. Delivery time 4/5 weeks. Price to agree

Prices are referred to whole packs 10% increase for minimum orders of 10 Pcs 20% increase for orders of less than 10 Pcs.

PROJOLLY ECO MARBLE

SHOCKPROOF NON - TOXIC MARBLED VINYL RESIN

PROJOLLY ECO MARBLE is a rounded bead profile in shockproof non - toxic marbled vinyl resin that can be applied on external corners of coverings. It can be used to close the perimeter of coverings. Its particular section and the availability of different marble effect finishes, also on demand, and special pieces such as internal and external corners make **PROJOLLY ECO MARBLE** a much sought-after profile. It can be easily matched with the wall covering and allows an elegant workmanlike application.



SHOCKPROOF MARBLED VINYL RESIN

bar length 2,7 lm - pack. 80 Pcs - 216 lm

Article	H mm	€/lm	€/Pc
PJE... 06	6	1,27	3,43
PJE... 08	8	1,35	3,65
PJE... 10	10	1,44	3,89

ARTICLES NOT FOR SALE SINGLY

PJE... 125 available on demand. Available on demand in the colours: MC - MB - MR - MA - MV - MVA - MAS - MBS - MRS - MVAS - MTC - MTS (MAB - MBC - MBO - MAM - MBD - MCRI - MCRC - MBDX - MGVC - MGVC - MNA - MBPS - MVBL with a minimum quantity order of 800 pcs). The code of the selected colour must be added to the article code. E.g.: PJE... 06 (chosen colour carrara) PJEMC 06.



SHOCKPROOF MARBLED VINYL RESIN

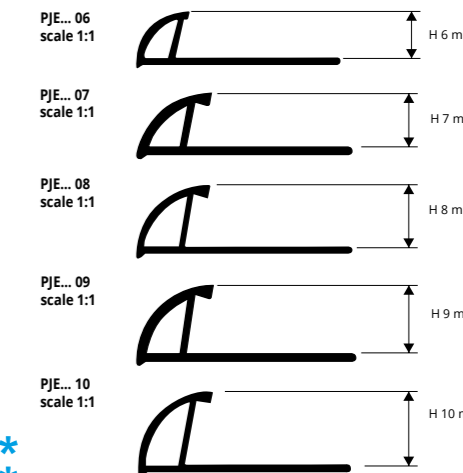
bar length 2,7 lm - pack. 80 Pcs - 216 lm

Article	H mm	€/lm	€/Pc
PJE... 07	7	1,35	3,65
PJE... 09	9	1,44	3,89

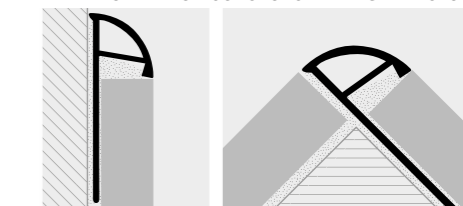
ARTICLES NOT FOR SALE SINGLY

PRODUCTION ON DEMAND
MINIMUM QUANTITY 800 PCS BY COLOUR AND HEIGHT
(delivery time to be agreed)

Available on demand in the colours: MC - MB - MR - MA - MV - MVA - MAS - MBS - MRS - MVAS - MTC - MTS - MAB - MBC - MBO - MAM - MBD - MCRI - MCRC - MBDX - MGVC - MGVC - MNA - MBPS - MVBL with a minimum quantity order of 800 pcs. The code of the selected colour must be added to the article code. E.g.: PJE... 06 (chosen colour carrara) PJEMC 06.



EXAMPLES AND INSTRUCTIONS FOR LAYING METHODS



1. Choose "PROJOLLY ECO MARBLE" according to the tile thickness and desired finish. 2. Cut "PROJOLLY ECO MARBLE" to the desired length and apply the adhesive on the support where the profile will be laid. 3. Press the anchoring flange of "PROJOLLY ECO MARBLE" into the adhesive. 4. Lay the tiles, aligning them with the profile leaving a 2 mm joint. 5. Fill the joints between the profile and the tiles with grout, in order to avoid water stagnation.

COLOURS

MC - White carrara	MB - Real yellow beige	MA - Sky blue	MR - Pink portugal	MV - Green guatemalan	MVA - Green aquamarine	MAS - Soft blue	MRS - Soft pink	MBS - Soft beige
MVAS - Soft green	MTC - Travertino light	MTS - Travertino dark						

AVAILABLE MINIMUM QUANTITY 800 PCS by colour and height
(price and delivery time to be agreed)

MNA - Navona	MBC - Polished chrome	MBD - Bardiglio	MGV - Veined grey	MGVC - Light veined grey	MBPS - Salt-and-pepper beige	MVBL - Brazil green	MCRI - Ivory cream	MCRC - Light cream
MBO - Polished gold	MAM - Macaruba blue	MAB - Blue	MBDX - Burgundy					

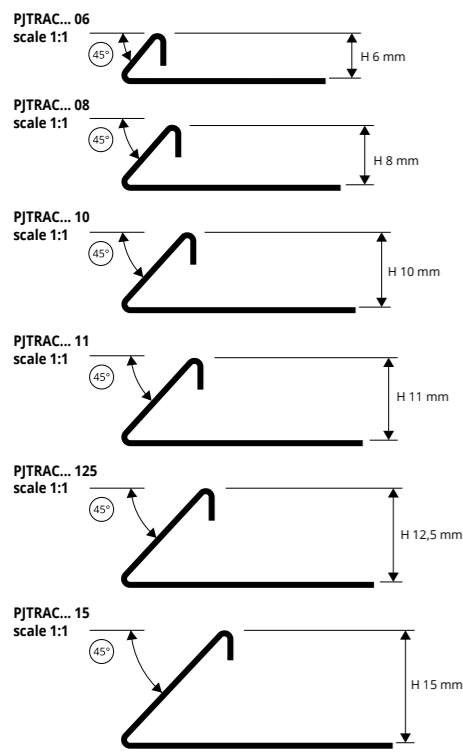
* = Production on demand with minimum quantity of 800 pcs. Delivery time 4/5 weeks. Price to agree

Prices are referred to whole packs 10% increase for minimum orders of 10 Pcs 20% increase for orders of less than 10 Pcs.

PROJOLLY TRIANGLE

POLISHED, SUPER POLISHED AND SATIN FINISH STAINLESS STEEL AISI 304/1.4301-V2A

PROJOLLY TRIANGLE is a triangle-shaped bead profile polished, super polished and satin finish stainless steel AISI 304/1.4301-V2A that can be applied on external corners of coverings. It can be used to close the perimeter of coverings and like a connection profile between step tread and riser of stairs coated with ceramic or natural stone tiles. Its particular section, the availability in three different finishes and special pieces such as internal and external corners, end caps and joints make **PROJOLLY TRIANGLE** a much sought-after profile that allows a workmanlike application even in environments subject to high mechanical stresses.



POLISHED STAINLESS STEEL AISI 304/1.4301-V2A with protective film
bar length 2,7 lm - pack. 20 Pcs - 54 lm - 8/10 mm

Article	H mm	€/lm	€/Pc
PJTRAC 06	6	7,93	21,41
PJTRAC 08	8	8,34	22,52
PJTRAC 10	10	8,76	23,65
PJTRAC 11	11	9,01	24,33
PJTRAC 125	12,5	9,37	25,30
PJTRAC 15	15	9,79	26,43

SUPER POLISHED STAINLESS STEEL AISI 304/1.4301-V2A thermo packed
bar length 2,7 lm - pack. 20 Pcs - 54 lm - 8/10 mm

Article	H mm	€/lm	€/Pc
PJTRACML 06	6	10,71	28,92
PJTRACML 08	8	11,28	30,46
PJTRACML 10	10	11,85	32,00
PJTRACML 11	11	12,21	32,97
PJTRACML 125	12,5	12,67	34,21
PJTRACML 15	15	13,24	35,75



SATINATED STAINLESS STEEL AISI 304/1.4301-V2A
bar length 2,7 lm - pack. 20 Pcs - 54 lm - 8/10 mm

Article	H mm	€/lm	€/Pc
PJTRACS 06	6	9,17	24,76
PJTRACS 08	8	9,68	26,14
PJTRACS 10	10	10,09	27,24
PJTRACS 11	11	10,40	28,08
PJTRACS 125	12,5	10,82	29,21
PJTRACS 15	15	11,33	30,59

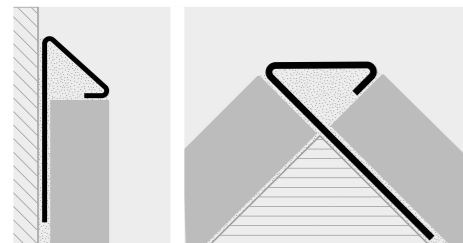
COLOURS

AC - Polished stainless steel AISI 304/1.4301-V2A ACML - Super polished stainless steel AISI 304/1.4301-V2A ACS - Satin stainless steel AISI 304/1.4301-V2A

SUITABLE FOR USE IN CONTACT WITH FOODSTUFFS.

1. Choose "PROJOLLY TRIANGLE" according to the tile thickness and desired finish.
2. Cut "PROJOLLY TRIANGLE" to the desired length and apply the adhesive on the support where the profile will be laid.
3. Press the anchoring flange of "PROJOLLY TRIANGLE" into the adhesive.
4. Lay the tiles, aligning them with the profile leaving a 2 mm joint. Remove immediately all remains of adhesive from the surface of the profile.
5. Fill the joints between the profile and the tiles with grout, in order to avoid water stagnation. Remove immediately all the remains of grout from the surface of the profile.

EXAMPLES AND INSTRUCTIONS FOR LAYING METHODS



CAPSULES, END CAPS, THREE-WAYS JOINTS and JOINTS

POLISHED, SUPER POLISHED AND SATINATED STAINLESS STEEL AISI 304/1.4301-V2A / PLASTIC

EXTERNAL / INTERNAL / THREE-WAYS CAPSULES and END CAPS - POLISHED STAINLESS STEEL

Article	H mm	€/Pc	€/Pack. 10 pcs	€/Pack. 2 pcs
CPJTRAC 06 + 15/.. (external)	06-08-10-11-12,5-15	11,64	116,40	24,46
IPJTRAC 06 + 15/.. (internal)	06-08-10-11-12,5-15	11,64	116,40	24,46
CTPJTRAC 06 + 15/.. (three-ways)	06-08-10-11-12,5-15	15,14	151,40	31,80
TPJTRAC 06 + 15/.. (caps)	06-08-10-11-12,5-15	3,61	36,10	7,73

Choose the desired packaging: E.g.: CPJTRAC.../10 (Pack. 10 Pcs)
CPJTRAC.../2 (Pack. 2 Pcs)

ARTICLES NOT FOR SALE SINGLY

EXTERNAL / INTERNAL / THREE-WAYS CAPSULES and END CAPS - SUPER POLISHED STAINLESS STEEL

Article	H mm	€/Pc	€/Pack. 10 pcs	€/Pack. 2 pcs
CPJTRACML 06 + 15/.. (external)	06-08-10-11-12,5-15	14,57	145,70	30,64
IPJTRACML 06 + 15/.. (internal)	06-08-10-11-12,5-15	14,57	145,70	30,64
CTPJTRACML 06 + 15/.. (three-ways)	06-08-10-11-12,5-15	18,95	189,50	39,80
TPJTRACML 06 + 15/.. (caps)	06-08-10-11-12,5-15	4,64	46,40	9,79

Choose the desired packaging: E.g.: CPJTRACML.../10 (Pack. 10 Pcs)
CPJTRACML.../2 (Pack. 2 Pcs)

ARTICLES NOT FOR SALE SINGLY

EXTERNAL / INTERNAL / THREE-WAYS CAPSULES and CAPS - SATINATED STAINLESS STEEL

Article	H mm	€/Pc	€/Pack. 10 pcs	€/Pack. 2 pcs
CPJTRACS 06 + 15/.. (external)	06-08-10-11-12,5-15	13,29	132,90	27,91
IPJTRACS 06 + 15/.. (internal)	06-08-10-11-12,5-15	13,29	132,90	27,91
CTPJTRACS 06 + 15/.. (three-ways)	06-08-10-11-12,5-15	17,30	173,00	36,34
TPJTRACS 06 + 15/.. (caps)	06-08-10-11-12,5-15	4,12	41,20	8,76

Choose the desired packaging: E.g.: CPJTRACS.../10 (Pack. 10 Pcs)
CPJTRACS.../2 (Pack. 2 Pcs)

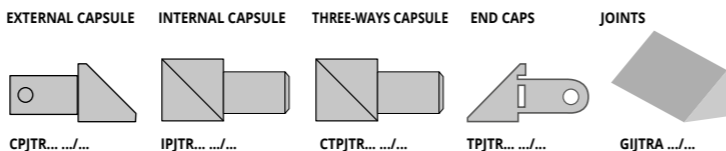
ARTICLES NOT FOR SALE SINGLY

JOINTS - PLASTIC

Article	H mm	€/Pc	€/Pack. 10 pcs	€/Pack. 2 pcs
GIJTRA 06 + 15/...	06-08-10-11-12,5-15	2,16	21,60	4,64

Choose the desired packaging: E.g.: GIJTRA.../10 (Pack. 10 Pcs)
GIJTRA.../2 (Pack. 2 Pcs)

ARTICLES NOT FOR SALE SINGLY



PROJOLLY TRIANGLE is a triangle-shaped bead profile in brass that can be applied on external corners of coverings. It can be used to close the perimeter of coverings and like a connection profile between step tread and riser of stairs coated with ceramic or natural stone tiles. Its particular section, the availability in different finishes make **PROJOLLY TRIANGLE** a much sought-after profile that allows an elegant workmanlike application.

PROJOLLY TRIANGLE

NATURAL, POLISHED VARNISHED, CHROMED AND ANTIQUE BRASS



NATURAL BRASS thermo packed
bar length 2,7 lm - pack. 20 Pcs - 54 lm

Article	H mm	€/lm	€/Pc
PJTRON 10	10	17,50	47,25
PJTRON 125	12,5	19,25	51,98

SUPER POLISHED CHROMED BRASS
thermo packed bar length 2,7 lm - pack. 20 Pcs - 54 lm

Article	H mm	€/lm	€/Pc
PJTROC 10	10	23,63	63,80
PJTROC 125	12,5	25,65	69,26



POLISHED VARNISHED BRASS thermo packed
bar length 2,7 lm - pack. 20 Pcs - 54 lm

Article	H mm	€/lm	€/Pc
PJTROL 10	10	20,15	54,41
PJTROL 125	12,5	22,20	59,94

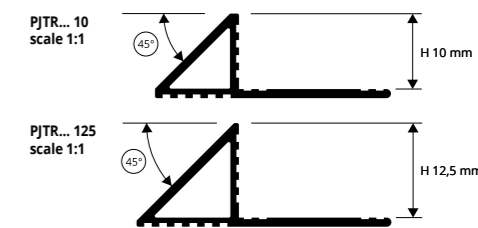
ANTIQU BRASS thermo packed
bar length 2,7 lm - pack. 20 Pcs - 54 lm

Article	H mm	€/lm	€/Pc
PJTROB 10	10	29,75	80,33
PJTROB 125	12,5	31,95	86,27

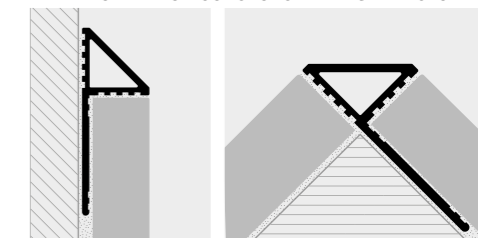
COLOURS

ON - Natural brass OL - Polished brass OC - Chromed brass OB - Antique brass

AVAILABLE FROM JUNE 2019



EXAMPLES AND INSTRUCTIONS FOR LAYING METHODS



1. Choose "PROJOLLY TRIANGLE" according to the tile thickness and desired finish.
2. Cut "PROJOLLY TRIANGLE" to the desired length and apply the adhesive on the support where the profile will be laid.
3. Press the anchoring flange of "PROJOLLY TRIANGLE" into the adhesive.
4. Lay the tiles, aligning them with the profile leaving a 2 mm joint. Remove immediately all remains of adhesive from the surface of the profile.
5. Fill the joints between the profile and the tiles with grout, in order to avoid water stagnation. Remove immediately all the remains of grout from the surface of the profile.



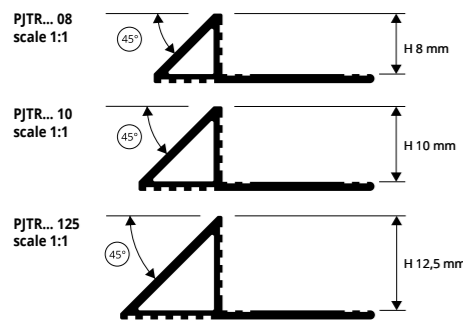
© 2019 All rights reserved by Progress Profiles. Printed in Italy

© 2019 All rights reserved by Progress Profiles. Printed in Italy

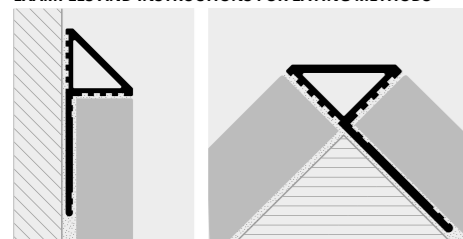
PROJOLLY TRIANGLE

ANODIZED, POLISHED AND BRUSHED ALUMINIUM

PROJOLLY TRIANGLE is a triangle-shaped bead profile in anodized, polished and brushed aluminium that can be applied on external corners of coverings. It can be used to close the perimeter of coverings and like a connection profile between step tread and riser of stairs coated with ceramic or natural stone tiles. Its particular section, the availability in seven different finishes and special pieces such as internal and external corners, end caps and joints make **PROJOLLY TRIANGLE** a much sought-after profile that allows an elegant workmanlike application.



EXAMPLES AND INSTRUCTIONS FOR LAYING METHODS



1. Choose "PROJOLLY TRIANGLE" according to the tile thickness and desired finish.
2. Cut "PROJOLLY TRIANGLE" to the desired length and apply the adhesive on the support where the profile will be laid.
3. Press the anchoring flange of "PROJOLLY TRIANGLE" into the adhesive.
4. Lay the tiles, aligning them with the profile leaving a 2 mm joint. Remove immediately all remains of adhesive from the surface of the profile.
5. Fill the joints between the profile and the tiles with grout, in order to avoid water stagnation. Remove immediately all the remains of grout from the surface of the profile.

ANODIZED ALUMINIUM (silver - titanium - gold) thermo packed bar length 2,7 lm - pack. 40 Pcs - 108 lm

Article	H mm	€/lm	€/Pc
PJTRAA 08	8	4,38	11,83
PJTRAT 08	8	4,74	12,80
PJTRAO 08	8	4,48	12,10
PJTRAA 10	10	4,79	12,93
PJTRAT 10	10	5,25	14,18
PJTRAO 10	10	4,94	13,34
PJTRAA 125	12,5	5,41	14,61
PJTRAT 125	12,5	5,77	15,58
PJTRAO 125	12,5	5,51	14,88

POLISHED ALUMINIUM (chrome - titanium - gold) thermo packed bar length 2,7 lm - pack. 40 Pcs - 108 lm

Article	H mm	€/lm	€/Pc
PJTRBC 08	8	7,36	19,87
PJTRBT 08	8	7,36	19,87
PJTRBO 08	8	7,36	19,87
PJTRBC 10	10	7,73	20,87
PJTRBT 10	10	7,73	20,87
PJTRBO 10	10	7,73	20,87
PJTRBC 125	12,5	8,76	23,65
PJTRBT 125	12,5	8,76	23,65
PJTRBO 125	12,5	8,76	23,65

BRUSHED POLISHED ALUMINIUM (silver - gold) thermo packed bar length 2,7 lm - pack. 40 Pcs - 108 lm

Article	H mm	€/lm	€/Pc
PJTRBS 08	8	7,93	21,41
PJTRBOS 08	8	7,93	21,41
PJTRBS 10	10	8,55	23,09
PJTRBOS 10	10	8,55	23,09
PJTRBS 125	12,5	9,68	26,14
PJTRBOS 125	12,5	9,68	26,14

ON DEMAND MAY BE REALISED IN OTHER FINISHES OF THE COLOUR CHART.

CONTACT OUR CUSTOMER SERVICE FOR MINIMAL QUANTITY, TIMING AND PRICE.

COLOURS

ANODIZED			POLISHED			BRUSHED POLISHED		
AA - Anodized silver alum.	AT - Anodized titanium alum.	AO - Anodized gold alum.	BC - Polished chrome alum.	BT - Polished titanium alum.	BO - Polished gold alum.	BS - Brushed pol. silver alum.	BOS - Brushed pol. gold alum.	ON DEMAND

CAPSULES, END CAPS, THREE-WAYS JOINTS and JOINTS

ANODIZED, POLISHED, BRUSHED POLISHED ALUMINIUM

CAPSULES, END CAPS, THREE-WAYS - ANODIZED ALUMINIUM

Article	H mm	€/Pc	€/Pack. 10 pcs	€/Pack. 2 pcs
CPJTR... 08/.. (external)	8	7,42	74,20	16,32
IPJTR... 08/.. (internal)	8	7,42	74,20	16,32
CTPJTR... 08/.. (three-ways)	8	7,42	74,20	16,32
CPJTR... 10/.. (external)	10	7,42	74,20	16,32
IPJTR... 10/.. (internal)	10	7,42	74,20	16,32
CTPJTR... 10/.. (three-ways)	10	7,42	74,20	16,32
CPJTR... 125/.. (external)	12,5	7,42	74,20	16,32
IPJTR... 125/.. (internal)	12,5	7,42	74,20	16,32
CTPJTR... 125/.. (three-ways)	12,5	7,42	74,20	16,32
TPJTR... 08-10-125/.. (caps)		3,61	36,10	7,73

Available in the colours: AA-AT-AO. Choose the desired packaging: E.g.: CPJTRAA.../10 (Pack. 10 Pcs) - CPJTRAA.../2 (Pack. 2 Pcs)

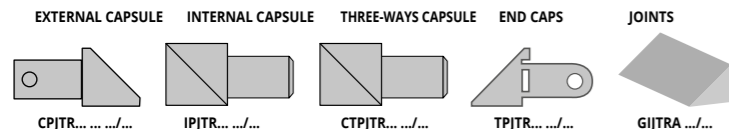
ARTICLES NOT FOR SALE SINGLY

JOINTS - PLASTIC

Article	€/Pc	€/Pack. 10 pcs	€/Pack. 2 pcs
GJTRA 8-10-125/..	2,16	21,60	4,64

Choose the desired packaging: E.g.: GJTRA.../10 (Pack. 10 Pcs) GJTRA.../2 (Pack. 2 Pcs)

ARTICLES NOT FOR SALE SINGLY



CAPSULES, END CAPS, THREE-WAYS - POLISHED ALUM.

Article	H mm	€/Pc	€/Pack. 10 pcs	€/Pack. 2 pcs
CPJTR... 08/.. (external)	8	8,50	85,00	18,69
IPJTR... 08/.. (internal)	8	8,50	85,00	18,69
CTPJTR... 08/.. (three-ways)	8	8,50	85,00	18,69
CPJTR... 10/.. (external)	10	8,50	85,00	18,69
IPJTR... 10/.. (internal)	10	8,50	85,00	18,69
CTPJTR... 10/.. (three-ways)	10	8,50	85,00	18,69
CPJTR... 125/.. (external)	12,5	8,50	85,00	18,69
IPJTR... 125/.. (internal)	12,5	8,50	85,00	18,69
CTPJTR... 125/.. (three-ways)	12,5	8,50	85,00	18,69
TPJTR... 08 + 125/.. (caps)		4,12	41,20	8,76

Available in the colours: BC-BT-BO. Choose the desired packaging: E.g.: CPJTRBC.../10 (Pack. 10 Pcs) - CPJTRBC.../2 (Pack. 2 Pcs)

ARTICLES NOT FOR SALE SINGLY

CAPSULES, END CAPS, THREE-WAYS - BRUSHED POLISHED ALUM.

Article	H mm	€/Pc	€/Pack. 10 pcs	€/Pack. 2 pcs
CPJTRBS 08/.. (external)	8	9,68	96,80	21,30
IPJTRBS 08/.. (internal)	8	9,68	96,80	21,30
CTPJTRBS 08/.. (three-ways)	8	9,68	96,80	21,30
CPJTRBOS 08/.. (external)	8	9,68	96,80	21,30
IPJTRBOS 08/.. (internal)	8	9,68	96,80	21,30
CTPJTRBOS 08/.. (three-ways)	8	9,68	96,80	21,30
CPJTRBS 10/.. (external)	10	9,68	96,80	21,30
IPJTRBS 10/.. (internal)	10	9,68	96,80	21,30
CTPJTRBS 10/.. (three-ways)	10	9,68	96,80	21,30
CPJTRBOS 10/.. (external)	10	9,68	96,80	21,30
IPJTRBOS 10/.. (internal)	10	9,68	96,80	21,30
CTPJTRBOS 10/.. (three-ways)	10	9,68	96,80	21,30
CPJTRBS 125/.. (external)	12,5	9,68	96,80	21,30
IPJTRBS 125/.. (internal)	12,5	9,68	96,80	21,30
CTPJTRBS 125/.. (three-ways)	12,5	9,68	96,80	21,30
CPJTRBOS 125/.. (external)	12,5	9,68	96,80	21,30
IPJTRBOS 125/.. (internal)	12,5	9,68	96,80	21,30
CTPJTRBOS 125/.. (three-ways)	12,5	9,68	96,80	21,30
TPJTRBS 08 + 125/.. (caps)		4,64	46,40	9,79
TPJTRBOS 08 + 125/.. (caps)		4,64	46,40	9,79

Available in the colours: BS-BOS. Choose the desired packaging: E.g.: CPJTRBS.../10 (Pack. 10 Pcs) - CPJTRBS.../2 (Pack. 2 Pcs)

ARTICLES NOT FOR SALE SINGLY

PROJOLLY ANGLE 135 is a polished and satin stainless steel profile that can be used as protection for the 135° corners of coverings. Its particular section, the availability in two different finishes make **PROJOLLY ANGLE 135** a much sought-after profile that allows an elegant workmanlike application.

PROJOLLY ANGLE 135

POLISHED AND SATIN FINISH STAINLESS STEEL AISI 304/1.4301-V2A



POLISHED STAINLESS STEEL AISI 304/1.4301-V2A with protective film bar length 2,7 lm - pack. 20 Pcs - 54 lm - 8/10 mm

Article	H mm	€/lm	€/Pc
PJTRAC135 08	8	12,95	34,96
PJTRAC135 10	10	13,45	36,32
PJTRAC135 11	11	13,75	37,13
PJTRAC135 125	12,5	14,10	38,07

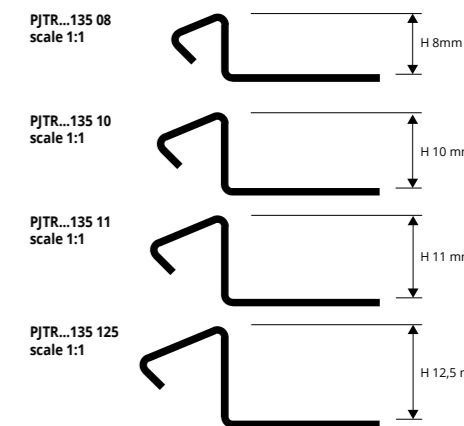
SATINATED STAINLESS STEEL AISI 304/1.4301-V2A with protective film bar length 2,7 lm - pack. 20 Pcs - 54 lm - 8/10 mm

Article	H mm	€/lm	€/Pc
PJTRACS135 08	8	15,30	41,31
PJTRACS135 10	10	15,80	42,66
PJTRACS135 11	11	16,20	43,74
PJTRACS135 125	12,5	16,50	44,55

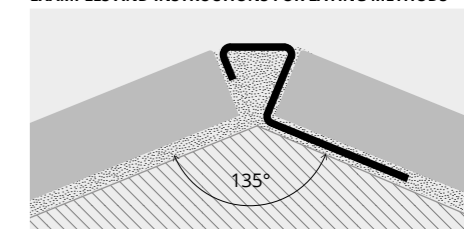
COLOURS

AC - Polished stainless steel AISI 304/1.4301-V2A	ACS - Satinated stainless steel AISI 304/1.4301-V2A
---	---

SUITABLE FOR USE IN CONTACT WITH FOODSTUFFS



EXAMPLES AND INSTRUCTIONS FOR LAYING METHODS



1. Choose "PROJOLLY ANGLE 135" according to the tile thickness and desired finish.
2. Cut "PROJOLLY ANGLE 135" to the desired length and apply the adhesive on the support where the profile will be laid.
3. Press the anchoring flange of "PROJOLLY ANGLE 135" into the adhesive.
4. Lay the tiles, aligning them with the profile leaving a 2 mm joint. Remove immediately all remains of adhesive from the surface of the profile.
5. Fill the joints between the profile and the tiles with grout, in order to avoid water stagnation. Remove immediately all the remains of grout from the surface of the profile.



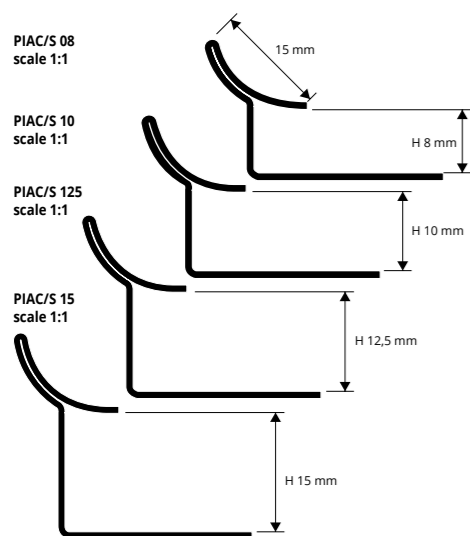
© 2019 All rights reserved by Progress Profiles. Printed in Italy

© 2019 All rights reserved by Progress Profiles. Printed in Italy

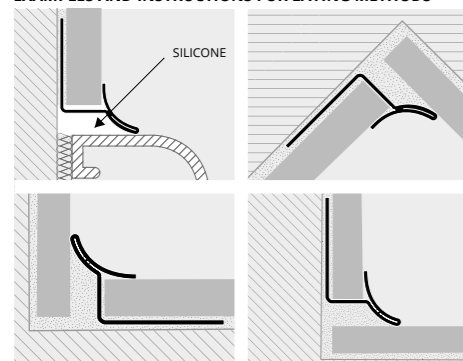
PROINTER AC

POLISHED, SUPER POLISHED AND SATIN FINISH STAINLESS STEEL AISI 304/1.4301-V2A

PROINTER AC is a cove-shaped profile in polished, super polished and satin finish stainless steel AISI 304 / 1.4301 - V2A. It is particularly suitable to ensure cleanliness and hygiene in every kind of environment where high resistance to mechanical and chemical stresses are required. Its particular section and the availability in three finishes and special pieces, such as internal and external corners, make **PROINTER AC** a much sought after profile. The profile is easy to match with the wall covering and allows a workmanlike application even in environments subject to high mechanical stresses.



EXAMPLES AND INSTRUCTIONS FOR LAYING METHODS



1. Choose "PROINTER AC" according to the tile thickness and desired finish. 2. Cut "PROINTER AC" to the desired length and apply the adhesive on the support where the profile will be laid. 3. Press the anchoring flange of "PROINTER AC" into the adhesive. 4. Lay the tiles, aligning them with the profile leaving a 2 mm joint. Remove immediately all remains of adhesive from the surface of the profile. 5. Fill the joints between the profile and the tiles with grout, in order to avoid water stagnation. Remove immediately all the remains of grout from the surface of the profile.



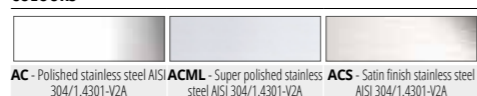
POLISHED STAINLESS STEEL AISI 304/1.4301 V2A with protective film bar length 2,7 lm - pack. 20 Pcs - 54 lm - 10/10 mm

Article	H mm	€/lm	€/Pc
PIAC 08	8	12,06	32,56
PIAC 10	10	12,75	34,43
PIAC 125	12,5	16,25	43,88
PIAC 15	15	18,06	48,76 *

SUPER POLISHED STAINLESS STEEL AISI 304/1.4301-V2A thermo packed bar length 2,7 lm - pack. 20 Pcs - 54 lm - 10/10 mm

Article	H mm	€/lm	€/Pc
PIACML 08	8	15,66	42,28 *
PIACML 10	10	18,04	48,71 *
PIACML 125	12,5	20,31	54,84 *
PIACML 15	15	22,54	60,86 *

COLOURS



SATINATED STAINLESS STEEL AISI 304/1.4301 V2A with protective film bar length 2,7 lm - pack. 20 Pcs - 54 lm - 10/10 mm

Article	H mm	€/lm	€/Pc
PIACS 08	8	15,12	40,82
PIACS 10	10	17,33	46,79
PIACS 125	12,5	19,52	52,70 *
PIACS 15	15	21,66	58,48 *

INTERNAL, EXTERNAL, THREE-WAYS PROINTER CORNER JOINTS PLASTIC for POLISHED STAINLESS STEEL - pack. 10 Pcs

Article	€/Pc	€/Pack.
REPIAC (external corner)	6,34	63,40
RIPAC (2 ways corner)	6,34	63,40
RITPIAC (3 ways corner)	6,34	63,40

INTERNAL, EXTERNAL, THREE-WAYS PROINTER CORNER JOINTS PLASTIC for SATINATED STAINLESS STEEL - pack. 10 Pcs

Article	€/Pc	€/Pack.
REPIACS (external corner)	7,73	77,30
RIPACS (2 ways corner)	7,73	77,30
RITPIACS (3 ways corner)	7,73	77,30

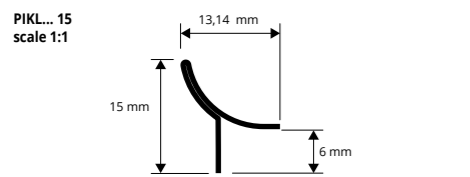
© 2019 All rights reserved by Progress Profiles. Printed in Italy

© 2019 All rights reserved by Progress Profiles. Printed in Italy

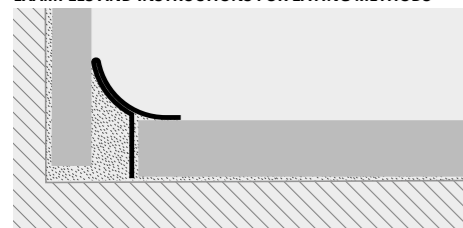
PROINTER KL ACC

STAINLESS STEEL AISI 304/1.4301-V2A

PROINTER KL ACC is a cove-shaped profile in stainless steel AISI 304/1.4301-V2A. The profile allows to connect the floor and wall coverings in ceramic and mosaic also with low thickness. It is particularly suitable to ensure cleanliness and hygiene in every kind of environment where good resistance to mechanical and chemical stresses are required. Its particular section makes **PROSHELL KL ALL** a much sought after profile.



EXAMPLES AND INSTRUCTIONS FOR LAYING METHODS



1. Choose "PROINTER KL ACC" according to the desired finish. 2. Cut "PROINTER KL ACC" to the desired length. 3. Apply the silicone along the floor-wall connection. 4. Press the arrowhead of "PROINTER KL ACC" into the silicone evenly until it is completely adherent to the floor and wall.



POLISHED STAINLESS ST. AISI 304/1.4301-V2A with protective film bar length 2,7 lm - pack. 40 Pcs - 108 lm - 8/10mm

Article	H mm	€/lm	€/Pc
PIKLAC 15	15	10,45	28,22

SATINATED STAINLESS ST. AISI 304/1.4301-V2A with protective film bar length 2,7 lm - pack. 40 Pcs - 108 lm - 8/10mm

Article	H mm	€/lm	€/Pc
PIKLAC 15	15	13,20	35,64

COLOURS



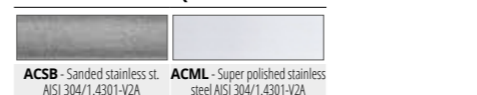
SANDED STAINLESS ST. AISI 304/1.4301-V2A with protective film bar length 2,7 lm - pack. 40 Pcs - 108 lm - 8/10mm

Article	H mm	€/lm	€/Pc
PIKLACSB 15	15	14,30	38,61 *

SUPER POLISHED ST. AISI 304/1.4301-V2A with protective film bar length 2,7 lm - pack. 40 Pcs - 108 lm - 8/10mm

Article	H mm	€/lm	€/Pc
PIKLACML 15	15	13,70	36,99 *

AVAILABLE MINIMUM QUANTITY 100 PCS



* = Production on demand with minimum quantity of 100 pcs. Delivery time 4/5 weeks. Price to agree

News 2019

Prices are referred to whole packs 10% increase for minimum orders of 10 Pcs 20% increase for orders of less than 10 Pcs.

PROINTER AL is a cove-shaped profile in anodized and polished aluminium. It is particularly suitable to ensure cleanliness and hygiene in indoors environment where good resistance to mechanical and chemical stresses are required. Its particular section and the availability in four finishes and special pieces, such as internal and external corners, make **PROINTER AL** a much sought after profile. The profile is easy to match with the wall covering and allows a workmanlike application.

PROINTER AL

ANODIZED AND POLISHED ALUMINIUM



ANODIZED GOLD OR CHROMED ALUMINIUM thermo packed bar length 2,7 lm - pack. 40 Pcs - 108 lm


Article	H mm	€/lm	€/Pc
PIAA 08	8	5,50	14,85
PIAO 08	8	5,50	14,85 *
PIAA 10	10	5,87	15,85
PIAO 10	10	5,87	15,85 *

INTERNAL, EXTERNAL, THREE-WAYS PROINTER CORNER JOINTS Varnished PLASTIC for aluminium - pack. 10 Pcs

Article	€/Pc	€/Pack.
REPI... (external corner)	6,34	63,40
RIP... (2 ways corner)	6,34	63,40
RITPI... (3 ways corner)	6,34	63,40

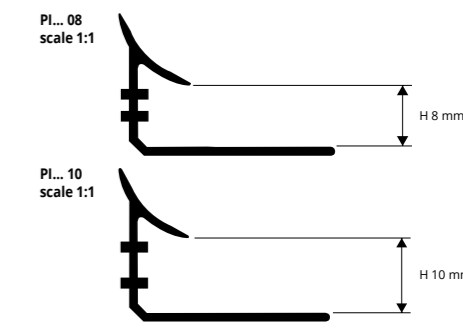
Available in the colours: BC - BO - AA - AO. The code of the selected colour must be added to the article code. Example for metal: RIPL... (chosen finish polished chrome BC) RIPIBC.

COLOURS

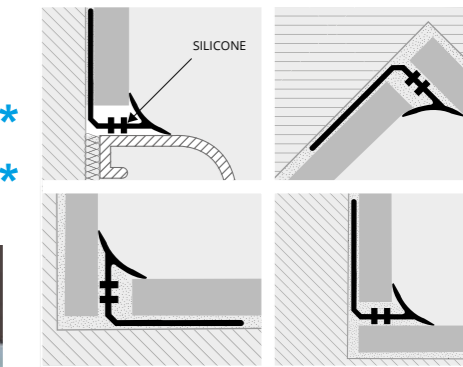


POLISHED GOLD OR CHROMED ALUMINIUM thermo packed bar length 2,7 lm - pack. 40 Pcs - 108 lm

Article	H mm	€/lm	€/Pc
PIBC 08	8	9,27	25,03
PIBO 08	8	9,27	25,03 *
PIBC 10	10	10,85	29,30
PIBO 10	10	10,85	29,30 *



EXAMPLES AND INSTRUCTIONS FOR LAYING METHODS



1. Choose "PROINTER AL" according to the tile thickness and desired finish. 2. Cut "PROINTER AL" to the desired length and apply the adhesive on the support where the profile will be laid. 3. Press the anchoring flange of "PROINTER AL" into the adhesive. 4. Lay the tiles, aligning them with the profile leaving a 2 mm joint. Remove immediately all remains of adhesive from the surface of the profile. 5. Fill the joints between the profile and the tiles with grout, in order to avoid water stagnation. Remove immediately all the remains of grout from the surface of the profile.

PROSHELL KL ALL is a cove-shaped profile in polished and chromed brass and anodized and polished aluminium. The profile allows to connect the floor and wall coverings in ceramic and mosaic also with low thickness. It is particularly suitable to ensure cleanliness and hygiene in every kind of environment where good resistance to mechanical and chemical stresses are required. Its particular section and availability in five different finishes, make **PROSHELL KL ALL** a much sought after profile.

PROINTER KL ALL

POLISHED AND CHROMED BRASS AND ANODIZED AND POLISHED ALUMINIUM




POLISHED / CHROMED BRASS thermo packed bar length 2,7 lm - pack. 40 Pcs - 108 lm

Article	H mm	€/lm	€/Pc
PIKLOL 045 (polished)	4,5	11,47	30,97
PIKLOC 045 (chromed)	4,5	17,93	48,41 *

CAPS - VARNISHED PLASTIC

Article	€/Pack. 2 Pcs	€/Pack. 10 Pcs
TIPIKL ...	2,58	12,88

COLOURS



POLISHED CHROME ALUMINIUM / GOLD thermo packed bar length 2,7 lm - pack. 40 Pcs - 108 lm

Article	H mm	€/lm	€/Pc
PIKLBC 045	4,5	6,66	17,98
PIKLBO 045	4,5	6,66	17,98

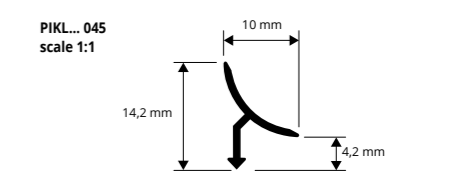
ANODIZED SILVER ALUMINIUM thermo packed bar length 2,7 lm - pack. 40 Pcs - 108 lm

Article	H mm	€/lm	€/Pc
PIKLAA 045	4,5	4,66	12,58

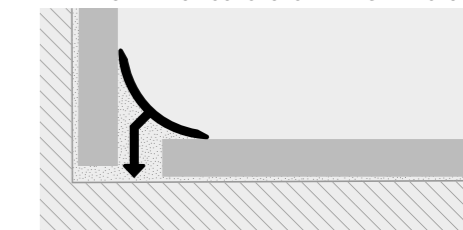
CAPS - VARNISHED PLASTIC

Article	€/Pack. 2 Pcs	€/Pack. 10 Pcs
TIPIKL ...	2,58	12,88

COLOURS



EXAMPLES AND INSTRUCTIONS FOR LAYING METHODS



1. Choose "PROINTER KL ALL" according to the desired finish. 2. Cut "PROINTER KL ALL" to the desired length. 3. Apply the silicone along the floor-wall connection. 4. Press the arrowhead of "PROINTER KL ALL" into the silicone evenly until it is completely adherent to the floor and wall.

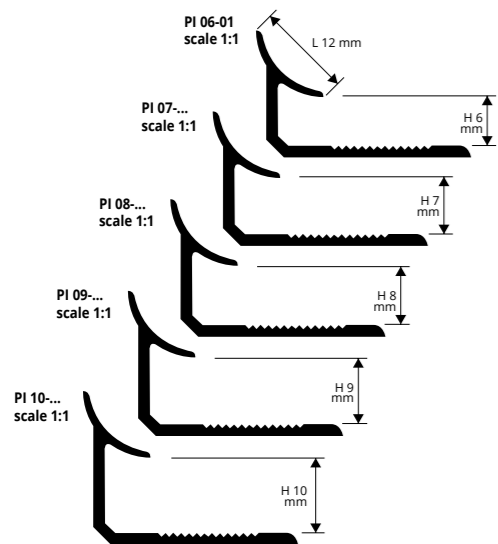
* = Production on demand with minimum quantity of 100 pcs. Delivery time 4/5 weeks. Price to agree

Prices are referred to whole packs 10% increase for minimum orders of 10 Pcs 20% increase for orders of less than 10 Pcs.

PROINTER

SHOCKPROOF NON - TOXIC COLORED VINYL RESIN

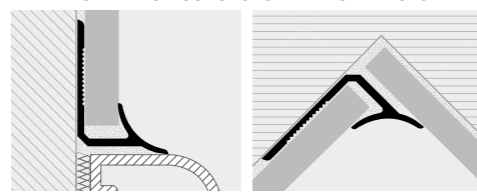
PROINTER is a cove-shaped profile in shockproof non - toxic colored vinyl resin. It is particularly suitable to ensure cleanliness and hygiene in public and industrial environments. Its particular section and the availability in twelve colours and special pieces, such as internal and external corners, make **PROINTER** a much sought after profile. It can be easily matched with the wall covering and allows an elegant workmanlike application.



PI 07-... E PI 09-...
PRODUCTION ON DEMAND
MINIMUM QUANTITY 800 PCS BY COLOUR AND HEIGHT
 (DELIVERY TIME TO BE AGREED)



EXAMPLES AND INSTRUCTIONS FOR LAYING METHODS



1. Choose "PROINTER" according to the tile thickness and desired colour. 2. Cut "PROINTER" to the desired length and apply the adhesive on the support where the profile will be laid. 3. Press the anchoring flange of "PROINTER" into the adhesive. 4. Lay the tiles, aligning them with the profile leaving a 2 mm joint. 5. Fill the joints between the profile and the tiles with grout, in order to avoid water stagnation.



NON-TOXIC SHOCKPROOF VINYL RESIN


bar length 2,7 lm - pack. 20 Pcs - 54 lm (white 108 lm)

Article	H mm	€/lm	€/Pc
PI 06-01	6	1,11	3,00 *
PI 07-01	7	1,19	3,21 *
PI 08-...	8	1,28	3,46
PI 09-01	9	1,36	3,67 *
PI 10-...	10	1,45	3,92


H 6 mm available in white. Other colours on demand.
 Available on demand in the colours 01-02-03-05-06-10-11-12-15-17-18-0106 (04-07-08-09-13-14-16-19-20-21-22-23-24-25-26-27-28-29 with a minimum quantity order of 800 pcs.
 The code of the selected colour must be added to the article code.
 E.g.: PI 06-... (chosen colour white) PI 06-01.

WHITE NOT FOR SALE SINGLY

COLOURS



AVAILABLE MINIMUM QUANTITY 800 PCS by colour and height (price and delivery time to be agreed)



JOINTS

COLOURS



To facilitate and complete the application of **PROINTER** in Pl.. plastic internal and external corners are available to seamlessly connect the wall lining to ceramic tiles, wooden floors, parquet, etc. The connections are available with different finishes: all the solid colour finishes (4 finishes) for non-toxic, shockproof, vinyl resin **PROINTER**. **PROINTER** can also be used to connect **PROJOLLY**.

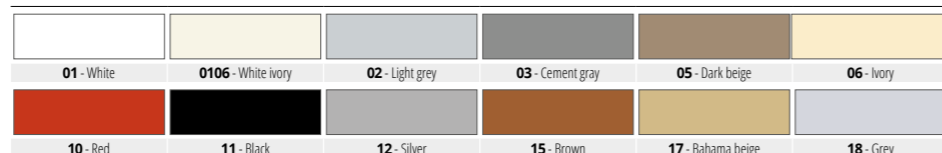
INTERNAL, EXTERNAL, THREE-WAYS PROINTER CORNER JOINTS

VARNISHED PLASTIC (Vinyl Resin) - pack. 10 Pcs

Article	€/Pc	€/Pack
REPI ... (external corner)	4,13	41,30
RIPIT ... (2 ways internal corner)	4,13	41,30
RITPI ... (3 ways internal corner)	4,13	41,30

Available in the colours: 01-02-03-05-06-10-11-12-15-16-17-18-0106.
 Available on demand 04-07-08-09-13-14-16-19-20-21-22-23-24-25-26-27-28-29.
 The code of the selected colour must be added to the article code.
 E.g.: RIPI... (Chosen colour Ivory 06) RIPI 06.
 PLEASE CHOOSE THE DESIRED COLOUR CODE FROM OUR COLOUR CHART. SPECIFICATION OF THE HEIGHT IS NOT REQUIRED.

COLOURS



PROTERMINAL INT is a profile in anodized and polished aluminium that can be applied on external corners of coverings. It can be used to close the perimeter of coverings and like a connection profile between step tread and riser of stairs coated with ceramic or natural stone tiles. Its particular section and the availability in four different finishes make **PROTERMINAL INT** a much sought-after profile that allows an elegant workmanlike application.

PROTERMINAL INT

ANODIZED AND POLISHED ALUMINIUM



ANODIZED ALUMINIUM (silver - titanium) thermo packed

bar length 2,7 lm - pack. 40 Pcs - 108 lm

Article	H mm	€/lm	€/Pc
PTIAA 08	8	7,00	18,90
PTIAT 08	8	7,98	21,55
PTIAA 10	10	7,42	20,03
PTIAT 10	10	8,39	22,65
PTIAA 125	12,5	9,01	24,33
PTIAT 125	12,5	10,09	27,24



POLISHED ALUMINIUM (chrome - titanium) thermo packed

bar length 2,7 lm - pack. 40 Pcs - 108 lm


Article	H mm	€/lm	€/Pc
PTIBC 08	8	10,09	27,24
PTIBT 08	8	11,07	29,89
PTIBC 10	10	10,51	28,38
PTIBT 10	10	11,48	31,00
PTIBC 125	12,5	12,10	32,67
PTIBT 125	12,5	13,18	35,59

INTERNAL, EXTERNAL, THREE-WAYS JOINTS


ANODIZED POLISHED ALUMINIUM - pack. 3 Pcs

Article	€/Pc	€/Pack.
RIPTI ... 08 - 10 - 125 (internal corner)	5,15	15,45
REPTI ... 08 - 10 - 125 (external corner)	5,15	15,45
RTPTI ... 08 - 10 - 125 (3 ways joint)	5,15	15,45

INTERNAL CORNER
 RIPTI ... 08 - 10 - 125




EXTERNAL CORNER
 REPTI ... 08 - 10 - 125



3 WAYS JOINT
 RTPIT ... 08 - 10 - 125



COLOURS



On demand may be realised in other finishes of the colour chart. Contact our customer service for minimal quantity, timing and price.

PROLISTEL CHANNEL is a F-shaped strip in anodized and polished aluminum suitable to decorate the wall coverings in ceramic tiles and natural stones. Its section allows the realization of a decorative joint which can also be used as a guide for the fixing of sheets of glass on floors and walls. Its particular section and the availability in two different finishes make **PROLISTEL CHANNEL** a much sought-after profile that allows an easy workmanlike application.

PROLISTEL CHANNEL

ANODIZED AND POLISHED ALUMINIUM



ANODIZED SILVER ALUMINIUM

bar length 2,7 lm - pack. 40 Pcs - 108 lm

Article	H mm	€/lm	€/Pc
PLTCHAA 08	8	11,85	32,00
PLTCHAA 10	10	12,88	34,78
PLTCHAA 11	11	13,65	36,86
PLTCHAA 125	12,5	14,42	38,93



POLISHED CHROME ALUMINIUM

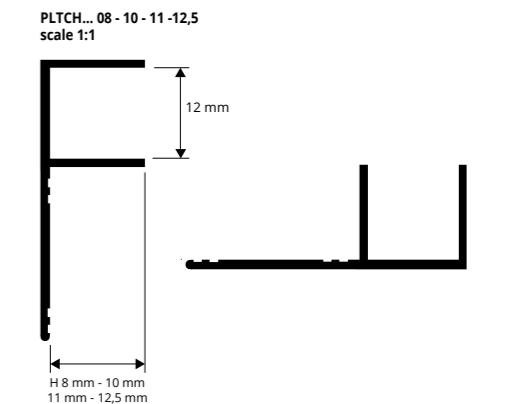
bar length 2,7 lm - pack. 40 Pcs - 108 lm

Article	H mm	€/lm	€/Pc
PLTCHBC 08	8	13,91	37,56
PLTCHBC 10	10	14,94	40,34
PLTCHBC 11	11	15,71	42,42
PLTCHBC 125	12,5	16,48	44,50

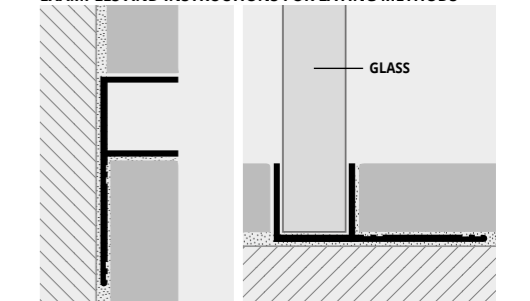
COLOURS



1. Choose "PROLISTEL CHANNEL" according to the visible surface and desired finish. 2. Cut "PROLISTEL CHANNEL" to the desired length and apply the adhesive on the surface where the profile will be laid. 3. Press "PROLISTEL CHANNEL" into the adhesive, aligning it with the tiles leaving a 2 mm joint. Remove immediately all remains of adhesive from the surface of the profile. 4. Fill the joint between the profile and tiles with grout in order to avoid water stagnation. Remove immediately all the remains of grout from the surface of the profile.

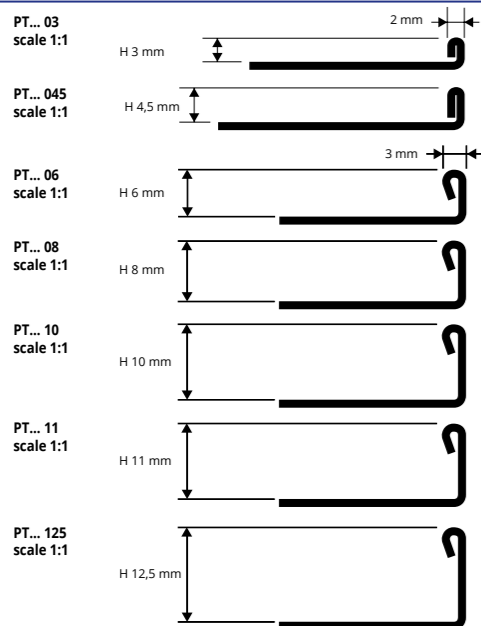


EXAMPLES AND INSTRUCTIONS FOR LAYING METHODS

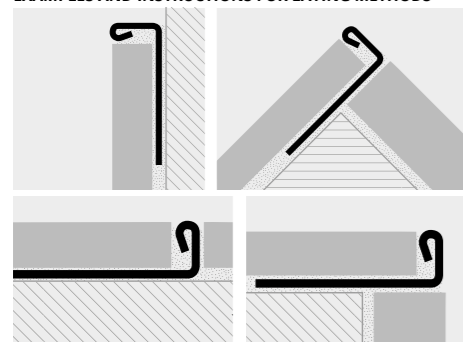


PROTERMINAL

POLISHED AND SATIN FINISH
STAINLESS STEEL AISI 304/1.4301-V2A



EXAMPLES AND INSTRUCTIONS FOR LAYING METHODS



1. Choose "PROTERMINAL" according to the tile thickness and desired finish. 2. Cut "PROTERMINAL" to the desired length and apply the adhesive on the support where the profile will be laid. 3. Press the anchoring flange of "PROTERMINAL" into the adhesive. 4. Lay the tiles, aligning them with the profile leaving a 2 mm joint. Remove immediately all remains of adhesive from the surface of the profile. 5. Fill the joints between the profile and the tiles with grout, in order to avoid water stagnation. Remove immediately all the remains of grout from the surface of the profile.

PROTERMINAL is a L-shaped profile in polished and satin finish stainless steel AISI 304/1.4301-V2A that can be applied on external corners of coverings. It can be used to close the perimeter of coverings, like a connection profile between step tread and riser of stairs coated with ceramic and natural stone tiles, and also as separation profile for floor coverings. Its particular section and the availability in two different finishes make PROTERMINAL a much sought-after profile that allows a workmanlike application even in environments subject to high mechanical stresses.



POLISHED STAINLESS ST. AISI 304/1.4301-V2A with protective film
bar length 2,7 lm - pack. 40 Pcs - 108 lm - 10/10 mm

Article	H mm	€/lm	€/Pc
PTAC 03	3	7,41	20,01
PTAC 045	4,5	7,56	20,41
PTAC 06	6	7,88	21,28
PTAC 08	8	8,15	22,01
PTAC 10	10	8,57	23,14
PTAC 11	11	8,72	23,54
PTAC 125	12,5	8,89	24,00

SATINATED STAINLESS STEEL AISI 304/1.4301-V2A with protective film
bar length 2,7 lm - pack. 40 Pcs - 108 lm (H 12,5 mm - 54 lm) - 10/10 mm

Article	H mm	€/lm	€/Pc
PTACS 03	3	8,62	23,27
PTACS 045	4,5	9,41	25,41
PTACS 06	6	9,73	26,27
PTACS 08	8	10,05	27,14
PTACS 10	10	10,42	28,13
PTACS 11	11	10,58	28,57
PTACS 125	12,5	10,79	29,13

SUITABLE FOR USE IN CONTACT WITH FOODSTUFFS.



Curve available, see page 100

COLOURS



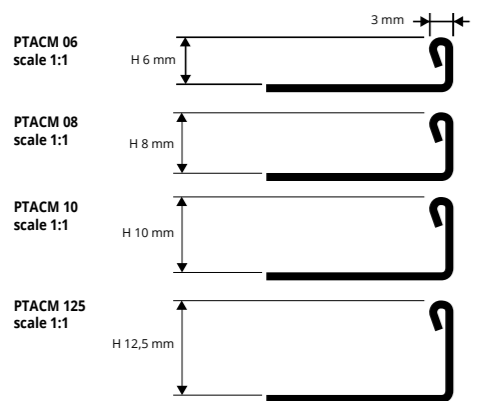
AC - Polished stainless steel AISI 304/1.4301-V2A ACS - Satin finish stainless steel AISI 304/1.4301-V2A

© 2019 All rights reserved by Progress Profiles. Printed in Italy

© 2019 All rights reserved by Progress Profiles. Printed in Italy

PROTERMINAL

POLISHED STAINLESS STEEL
AISI 316L/1.4404-V4A



1. Choose "PROTERMINAL" according to the tile thickness. 2. Cut "PROTERMINAL" to the desired length and apply the adhesive on the support where the profile will be laid. 3. Press the anchoring flange of "PROTERMINAL" into the adhesive. 4. Lay the tiles, aligning them with the profile leaving a 2 mm joint. Remove immediately all remains of adhesive from the surface of the profile. 5. Fill the joints between the profile and the tiles with grout, in order to avoid water stagnation. Remove immediately all the remains of grout from the surface of the profile.



POLISHED STAINLESS ST. AISI 316/1.4404-V4A with protective film
bar length 2,7 lm - pack. 40 Pcs - 108 lm - 10/10 mm

Article	H mm	€/lm	€/Pc
PTACM 06	6	9,09	24,54
PTACM 08	8	9,31	25,14
PTACM 10	10	9,79	26,43
PTACM 125	12,5	10,79	29,13

News 2019

* = Production on demand with minimum quantity of 100 pcs. Delivery time 4/5 weeks. Price to agree

Prices are referred to whole packs 10% increase for minimum orders of 10 Pcs 20% increase for orders of less than 10 Pcs.

PROTERMINAL is a L-shaped profile in chromed and antique brass that can be applied on external corners of coverings. It can be used to close the perimeter of coverings, like a connection profile between step tread and riser of stairs coated with ceramic or natural stone tiles and also as separation profile for floor and wall coverings. Its particular section and elegance make PROJOLLY a much sought-after profile that allows a workmanlike application.



CHROMED BRASS thermo packed
bar length 2,7 lm - pack. 20 Pcs - 54 lm

Article	H mm	€/lm	€/Pc
PTOC 06	6	15,34	41,42
PTOC 08	8	15,98	43,15
PTOC 10	10	16,29	43,98
PTOC 125	12,5	16,82	45,41

COLOURS



OC - Chromed brass OB - Burnished brass



ANTIQUÉ BRASS thermo packed
bar length 2,7 lm - pack. 20 Pcs - 54 lm

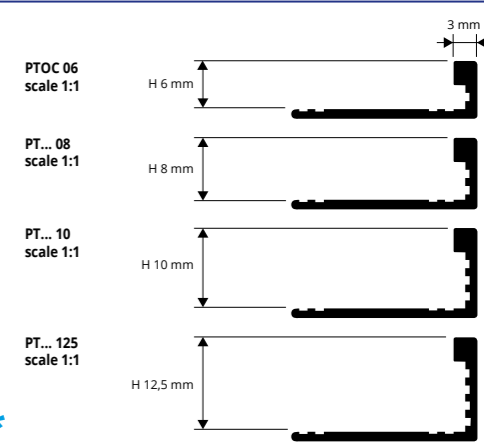
Article	H mm	€/lm	€/Pc
PTOB 08	8	22,90	61,83
PTOB 10	10	24,95	67,37
PTOB 125	12,5	26,90	72,63

INSTRUCTIONS FOR LAYING METHODS


1. Choose "PROTERMINAL" according to the tile thickness. 2. Cut "PROTERMINAL" to the desired length and apply the adhesive on the support where the profile will be laid. 3. Press the anchoring flange of "PROTERMINAL" into the adhesive. 4. Lay the tiles, aligning them with the profile leaving a 2 mm joint. Remove immediately all remains of adhesive from the surface of the profile. 5. Fill the joints between the profile and the tiles with grout, in order to avoid water stagnation. Remove immediately all the remains of grout from the surface of the profile.

PROTERMINAL

CHROMED BRASS, ANTIQUE BRASS

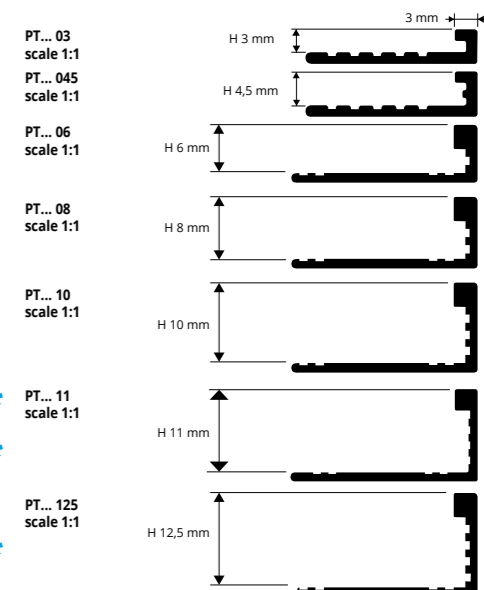


EXEMPLES OF LAYING




PROTERMINAL

NATURAL AND ANODIZED ALUMINIUM



EXAMPLES AND INSTRUCTIONS FOR LAYING METHODS



1. Choose "PROTERMINAL" according to the tile thickness and desired finish. 2. Cut "PROTERMINAL" to the desired length and apply the adhesive on the support where the profile will be laid. 3. Press the anchoring flange of "PROTERMINAL" into the adhesive. 4. Lay the tiles, aligning them with the profile leaving a 2 mm joint. Remove immediately all remains of adhesive from the surface of the profile. 5. Fill the joints between the profile and the tiles with grout, in order to avoid water stagnation. Remove immediately all the remains of grout from the surface of the profile.

PROTERMINAL is a L-shaped profile in natural and anodized aluminium that can be applied on external corners of coverings. It can be used to close the perimeter of coverings, like a connection profile between step tread and riser of stairs coated with ceramic or natural stone tiles and also as separation profile for floor and wall coverings. Its particular section and the availability in six different finishes make PROTERMINAL a much sought-after profile that allows a workmanlike application.



ANODIZED ALUMINIUM (gold - silver) thermo packed
bar length 2,7 lm - pack. 40 Pcs - 108 lm

Article	H mm	€/lm	€/Pc
PTAO 03 (anodized gold)	3	3,07	8,29
PTAA 03 (anodized silver)	3	3,07	8,29
PTAO 045 (anodized gold)	4,5	3,22	8,69
PTAA 045 (anodized silver)	4,5	3,22	8,69
PTAO 06 (anodized gold)	6	3,34	9,02
PTAA 06 (anodized silver)	6	3,34	9,02
PTAO 08 (anodized gold)	8	3,39	9,15
PTAA 08 (anodized silver)	8	3,39	9,15
PTAO 10 (anodized gold)	10	3,59	9,69
PTAA 10 (anodized silver)	10	3,59	9,69
PTAO 11 (anodized gold)	11	3,91	10,56
PTAA 11 (anodized silver)	11	3,91	10,56
PTAO 125 (anodized gold)	12,5	4,13	11,15
PTAA 125 (anodized silver)	12,5	4,13	11,15
PTAA 15 (anodized silver)	15	4,39	11,85
PTAA 20 (anodized silver)	20	5,13	13,85

COLOURS



ANODIZED ALUMINIUM (black-titanium-copper-bronze- antique bronze) thermo packed - bar length 2,7 lm - pack. 40 Pcs - 108 lm

Article	H mm	€/lm	€/Pc
PTAT 08 (anodized titanium)	8	4,64	12,53
PTAR 08 (anodized copper)	8	4,64	12,53
PTNE 08 (anodized black)	8	4,64	12,53
PTAB 08 (anodized. bronze)	8	4,64	12,53
PTAT 10 (anodized titanium)	10	4,84	13,07
PTAR 10 (anodized copper)	10	4,84	13,07
PTNE 10 (anodized black)	10	4,84	13,07
PTAB 10 (anodized bronze)	10	4,84	13,07
PTBRA 10 (anod. antique bronze)	10	6,98	18,85
PTAT 11 (anodized titanium)	11	4,94	13,34
PTAT 125 (anodized titanium)	12,5	5,10	13,77
PTAR 125 (anodized copper)	12,5	5,10	13,77
PTNE 125 (anodized black)	12,5	5,10	13,77
PTAB 125 (anodized. bronze)	12,5	5,10	13,77
PTBRA 125 (anod. antique bronze)	12,5	7,35	19,85

NATURAL ALUMINIUM

Article	H mm	€/lm	€/Pc
PTAN 03 (natural)	3	2,53	6,83
PTAN 045 (natural)	4,5	2,60	7,02

COLOURS



On demand may be realised in other finishes of the colour chart. Contact our customer service for minimal quantity, timing and price.

News 2019

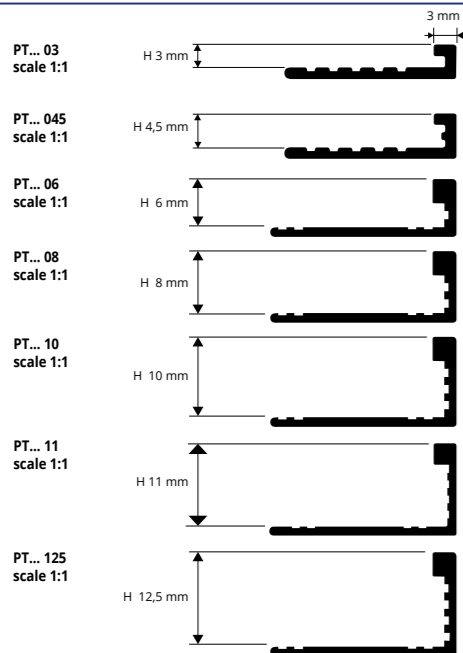
* = Production on demand with minimum quantity of 100 pcs. Delivery time 4/5 weeks. Price to agree

Prices are referred to whole packs 10% increase for minimum orders of 10 Pcs 20% increase for orders of less than 10 Pcs.

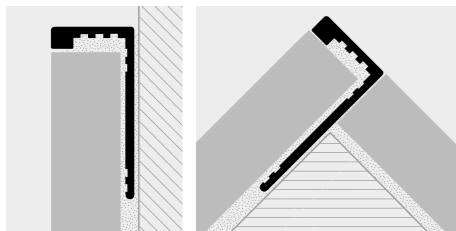
PROTERMINAL

POLISHED, BRUSHED AND VARNISHED ALUMINIUM

PROTERMINAL is a L-shaped profile in polished, brushed and varnished aluminium that can be applied on external corners of coverings. It can be used to close the perimeter of coverings, like a connection profile between step tread and riser of stairs coated with ceramic or natural stone tiles and also as separation profile for floor and wall coverings (the varnished only for wall application). Its particular section and the availability in different finishes make PROTERMINAL a much sought-after profile that allows a workmanlike application.



EXAMPLES AND INSTRUCTIONS FOR LAYING METHODS



1. Choose "PROTERMINAL" according to the tile thickness and desired finish (color).
2. Cut "PROTERMINAL" to the desired length and apply the adhesive on the support where the profile will be laid.
3. Press the anchoring flange of "PROTERMINAL" into the adhesive.
4. Lay the tiles, aligning them with the profile leaving a 2 mm joint. Remove immediately all remains of adhesive from the surface of the profile.
5. Fill the joints between the profile and the tiles with grout, in order to avoid water stagnation. Remove immediately all the remains of grout from the surface of the profile.

COLOURS



PTA 06... & PTA 125... For other colours different from white, please contact our company for quantity and price. Production on demand, delivery time to be agreed. (minimum quantity order of 100 pcs).



POLISHED ALUMINIUM (chrome, gold, copper, titanium, black) thermo packed - bar length 2,7 lm - pack. 40 Pcs - 108 lm

Article	H mm	€/lm	€/Pc
PTBC 03 (polished chrome)	3	6,33	17,09
PTBO 03 (polished gold)	3	6,33	17,09 *
PTBC 045 (polished chrome)	4,5	6,66	17,98
PTBO 045 (polished gold)	4,5	6,66	17,98 *
PTBN 06 (polished black)	6	6,82	18,41
PTBO 06 (polished gold)	6	6,82	18,41
PTBC 08 (polished chrome)	8	7,09	19,14
PTBO 08 (polished gold)	8	7,09	19,14
PTBN 08 (polished black)	8	7,73	20,87 *
PTBT 08 (polished titanium)	8	7,73	20,87 *
PTBR 08 (polished copper)	8	7,73	20,87 *
PTBC 10 (polished chrome)	10	7,24	19,55
PTBO 10 (polished gold)	10	7,24	19,55
PTBN 10 (polished black)	10	8,03	21,68 *
PTBT 10 (polished titanium)	10	8,03	21,68 *
PTBR 10 (polished copper)	10	8,03	21,68 *
PTBC 11 (polished chrome)	11	7,42	20,03
PTBT 11 (polished titanium)	11	8,24	22,25 *
PTBC 125 (polished chrome)	12,5	7,61	20,55 *
PTBO 125 (polished gold)	12,5	7,61	20,55
PTBN 125 (polished black)	12,5	8,55	23,09
PTBT 125 (polished titanium)	12,5	8,55	23,09
PTBR 125 (polished copper)	12,5	8,55	23,09 *



BRUSHED ALUMINIUM (silver, titanium, black, copper, antique bronze) thermo packed - bar length 2,7 lm - pack. 40 Pcs - 108 lm


Article	H mm	€/lm	€/Pc
PTBS 045 (brushed silver)	4,5	8,10	21,87 *
PTRS 045 (brushed copper)	4,5	8,10	21,87 *
PTTS 045 (brushed titanium)	4,5	8,10	21,87 *
PTBS 08 (brushed silver)	8	7,42	20,03
PTTS 08 (brushed titanium)	8	8,34	22,52
PTNS 08 (brushed black)	8	8,34	22,52 *
PTRS 08 (brushed copper)	8	8,34	22,52 *
PTBS 10 (brushed silver)	10	7,88	21,28
PTTS 10 (brushed titanium)	10	8,65	23,36
PTNS 10 (brushed black)	10	8,65	23,36
PTRS 10 (brushed copper)	10	8,65	23,36
PTBRAS 10 (brush. antique bronze)	10	8,65	23,36
PTBS 11 (brushed silver)	11	8,14	21,98
PTTS 11 (brushed titanium)	11	9,01	24,33
PTBS 125 (brushed silver)	12,5	8,45	22,82
PTTS 125 (brushed titanium)	12,5	9,37	25,30
PTNS 125 (brushed black)	12,5	9,37	25,30
PTRS 125 (brushed copper)	12,5	9,37	25,30
PTBRAS 125 (brush. antique bronze)	12,5	9,37	25,30

COATED ALUMINIUM thermo packed bar length 2,7 lm - pack. 20 Pcs - 54 lm (colour white 40 Pcs - 108 lm)

Article	H mm	€/lm	€/Pc
PTA 06-01	6	4,23	11,42
PTA 08-01	8	4,34	11,72
PT A 10-...	10	4,71	12,72
PTA 11-01	11	4,89	13,20
PTA 125-01	12,5	5,08	13,72

H 10 available in the colours: 01 - 0106 - 11.
The code of the selected colour must be added to the article code.
E.g.: PTA 10-... (chosen colour white ivory varnished alum.)
PTA 10-0106.

AVAILABLE MINIMUM QUANTITY 100 PCS by colour and height (price and delivery time to be agreed)



* = Production on demand with minimum quantity of 100 pcs. Delivery time 4/5 weeks, price to agree

Prices are referred to whole packs, 10% increase for minimum orders of 10 Pcs, 20% increase for orders of less than 10 Pcs.

PROTERMINAL

STONE LINE ALUMINIUM AND TUSCANY LINE



STONE LINE thermo packed bar length 2,7 lm - pack. 20 Pcs - 54 lm

Article	H mm	€/lm	€/Pc
PTA 06-SL...	6	6,18	16,69 *
PTA 08-SL...	8	6,44	17,39
PTA 10-SL...	10	6,70	18,09
PTA 11-SL...	11	6,95	18,77 *
PTA 125-SL...	12,5	7,21	19,47

The code of the selected colour must be added to the article code.
E.g.: PTA 08-... (chosen colour Stone white) PTA 08-SL01.

TUSCANY LINE thermo packed bar length 2,7 lm - pack. 40 Pcs - 108 lm

Article	H mm	€/lm	€/Pc
PTA 08-...	8	6,70	18,09
PTA 10-...	10	7,11	19,20
PTA 125-...	12,5	7,73	20,87

The code of the selected colour must be added to the article code.
E.g.: PTA 08-... (chosen colour tuscan grey) PTA 08-03TU.

COLOURS



PROTERMINAL is a L-shaped profile in shockproof non-toxic colored vinyl resin that can be applied on external corners of coverings. It can be used to close the perimeter of coverings. Its particular section and the availability in different colours also on demand make PROTERMINAL a much sought-after profile. It can be easily matched with the wall covering and allows an elegant workmanlike application.


NON-TOXIC SHOCKPROOF COLOURED VINYL RESIN bar length 2,7 lm - pack. 54 lm (white 108 lm)

Article	H mm	€/lm	€/Pc
PT 06-...	6	0,95	2,57
PT 08-...	8	1,06	2,86
PT 10-...	10	1,16	3,13
PT 125-...	12,5	1,38	3,73

Available in the colours: 01-0106-02-03-04-05-06-11-12-17-18
Available on demand 19-20-21-22-23-24-25-26-27-28-29-07-08-09-10-13-14-15-16 with a minimum quantity order of 800 pcs. The code of the selected colour must be added to the article code.
E.g.: PT 06-... (chosen colour white) PT 06-01.

WHITE NOT FOR SALE SINGLY

COLOURS




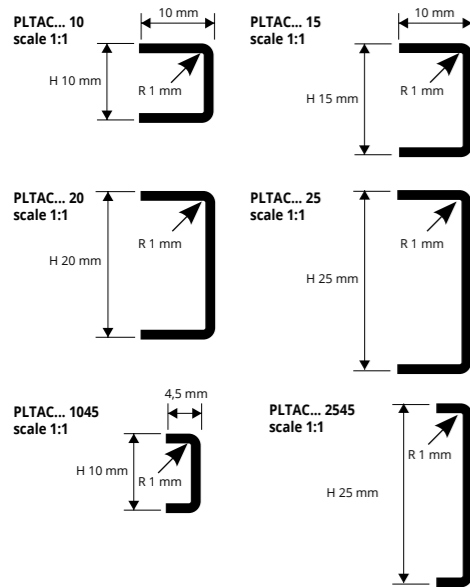
* = Production on demand with minimum quantity of 100 pcs. Delivery time 4/5 weeks, price to agree

Prices are referred to whole packs 10% increase for minimum orders of 10 Pcs 20% increase for orders of less than 10 Pcs.

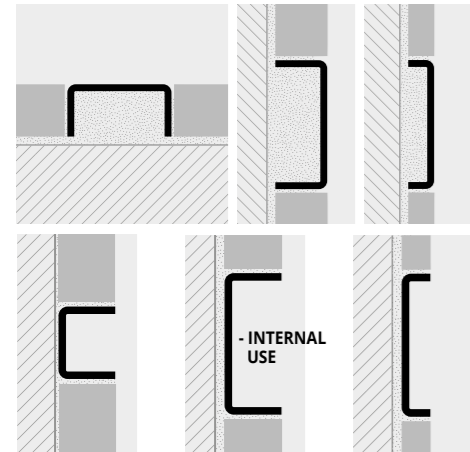
PROLISTEL ACC

POLISHED, SATIN FINISH, SANDED
STAINLESS STEEL AISI 304/1.4301-V2A

PROLISTEL ACC is a listel in polished, satin finish, sanded stainless steel AISI 304/1.4301-V2A with a flat and U-shaped (internal use) visible surface, suitable to decorate the wall coverings in ceramic, mosaic and natural stone. Its particular section and availability in four different finishes, make PROLISTEL ACC a much sought after profile. It can be used with the range of PROJOLLY profiles to decorate the wall coverings and to allow an elegant workmanlike application.



EXAMPLES AND INSTRUCTIONS FOR LAYING METHODS



1. Choose "PROLISTEL ACC" according to the width and desired finish. 2. Cut "PROLISTEL ACC" to the desired length and apply the adhesive on the support where the profile will be laid. 3. Press "PROLISTEL ACC" into the adhesive. 4. Lay the tiles, aligning them with the profile leaving a 2 mm joint. Remove immediately all remains of adhesive from the surface of the profile. 5. Fill the joints between the profile and the tiles with grout, in order to avoid water stagnation. Remove immediately all the remains of grout from the surface of the profile.

FARBPALETTE



POLISHED STAINLESS ST. AISI 304/1.4301-V2A with protective film
bar length 2,7 lm - pack. 40 Pcs - 108 lm - 8/10mm

Article	HxL mm	€/lm	€/Pc
PLTAC 10	10 x 10	5,98	16,15
PLTAC 1045	10 x 4,5	5,72	15,44
PLTAC 15	15 x 10	7,96	21,49
PLTAC 20	20 x 10	10,62	28,67
PLTAC 25	25 x 10	13,28	35,86
PLTAC 2545	25 x 4,5	13,01	35,13

POLISHED STAINLESS STEEL AISI 304/1.4301-V2A - INTERNAL USE
with protective film - bar length 2,7 lm
pack. 40 Pcs 108 lm - 8/10mm

Article	HxL mm	€/lm	€/Pc
PLTACI 10	10 x 10	5,98	16,15 *
PLTACI 1045	10 x 4,5	5,72	15,44 *
PLTACI 15	15 x 10	7,96	21,49 *
PLTACI 20	20 x 10	10,62	28,67 *
PLTACI 25	25 x 10	13,28	35,86 *
PLTACI 2545	25 x 4,5	13,01	35,13 *

SATINED STAINLESS ST. AISI 304/1.4301-V2A with protective film
bar length 2,7 lm - pack. 40 Pcs - 108 lm - 8/10mm

Article	HxL mm	€/lm	€/Pc
PLTACS 10	10 x 10	7,17	19,36
PLTACS 1045	10 x 4,5	7,30	19,71
PLTACS 15	15 x 10	10,35	27,95
PLTACS 20	20 x 10	13,79	37,23
PLTACS 25	25 x 10	15,29	41,28
PLTACS 2545	25 x 4,5	15,02	40,55 *

SATINED STAINLESS STEEL AISI 304/1.4301-V2A - INTERNAL USE
with protective film - bar length 2,7 lm
pack. 40 Pcs 108 lm - 8/10mm

Article	HxL mm	€/lm	€/Pc
PLTACSI 10	10 x 10	7,17	19,36 *
PLTACSI 1045	10 x 4,5	7,30	19,71 *
PLTACSI 15	15 x 10	10,35	27,95 *
PLTACSI 20	20 x 10	13,79	37,23 *
PLTACSI 25	25 x 10	15,29	41,28 *
PLTACSI 2545	25 x 4,5	15,02	40,55 *

SANDED STAINLESS STEEL AISI 304/1.4301-V2A thermo packed
bar length 2,7 lm - pack. 20 Pcs 54 lm - 8/10mm

Article	HxL mm	€/lm	€/Pc
PLTACSB 10	10 x 10	7,95	21,47 *

SUITABLE FOR USE IN CONTACT WITH FOODSTUFFS.



News 2019

* = Production on demand with minimum quantity of 100 pcs. Delivery time 4/5 weeks, price to agree

Prices are referred to whole packs, 10% increase for minimum orders of 10 Pcs, 20% increase for orders of less than 10 Pcs.

© 2019 All rights reserved by Progress Profiles, Printed in Italy

PROLISTEL ACC

POLISHED STAINLESS STEEL
AISI 316/1.4404 - V4A

PROLISTEL ACC is a range of decorative profiles/strips that are ideal for easily creating chromatic effects on ceramic tile/marble/mosaic coverings or, in the stainless steel AISI 316L/1.4301-V4A range, for creating separations and decorations between floors in the same or differing material. Thanks to their design, shape and thickness of 4.5 and 10 mm, they may be laid using the same adhesive to create horizontal and vertical lines, on the wall or on the floor, irrespective of the thickness of the covering. Various widths available in stainless steel AISI 04/1.4301-V2A, polished. Match with the same basic colours in the PROJOLLY, PROTERMINAL and PROJOLLY SQUARE and the new PROKERLAM SQUARE-LINE-JOLLY range.



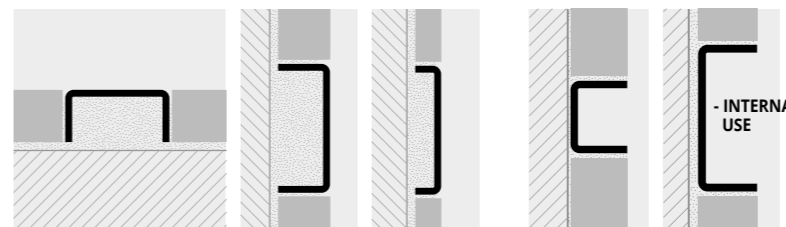
POLISHED STAINLESS STEEL AISI 316L/1.4404-V4A
with protective film - bar length 2,7 lm
pack. 40 Pcs - 108 lm - 8/10mm

Article	HxL mm	€/lm	€/Pc
PLTACM 10	10 X 10	7,78	21,01 *
PLTACM 1045	10 X 4,5	7,43	20,06 *
PLTACM 15	15 X 10	10,35	27,95 *
PLTACM 20	20 X 10	13,80	37,26 *
PLTACM 25	25 X 10	17,26	46,60 *
PLTACM 2545	25 X 4,5	16,91	45,66 *

POLISHED STAINLESS STEEL AISI 316L/1.4404-V4A - INTERNAL USE
with protective film - bar length 2,7 lm
pack. 40 Pcs - 108 lm - 8/10mm

Article	HxL mm	€/lm	€/Pc
PLTACMI 10	10 X 10	7,78	21,01 *
PLTACMI 1045	10 X 4,5	7,43	20,06 *
PLTACMI 15	15 X 10	10,35	27,95 *
PLTACMI 20	20 X 10	13,80	37,26 *
PLTACMI 25	25 X 10	17,26	46,60 *
PLTACMI 2545	25 X 4,5	16,91	45,66 *

EXAMPLES AND INSTRUCTIONS FOR LAYING METHODS



1. Choose the PROLISTEL ACC in the required width. 2. Apply the adhesive onto the area of application of the profile. 3. Lay and align the profile, cut to the necessary length, pressing it into the adhesive. 4. Lay the tiles, aligning them so that the top edge of the profile is flush with the tile. 5. Fill the profile/tile area of contact with adhesive to prevent the accumulation of water in any voids. Pay attention to the external edges of the PROLISTEL ACC. They must be protected against agents such as adhesives and sealants and against grinding or scraping actions.

SUITABLE FOR USE IN CONTACT WITH FOODSTUFFS.



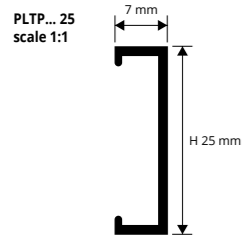
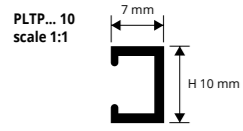
* = Production on demand with minimum quantity of 100 pcs. Delivery time 4/5 weeks, price to agree

Prices are referred to whole packs, 10% increase for minimum orders of 10 Pcs, 20% increase for orders of less than 10 Pcs. applicherà il 20% di aumento.

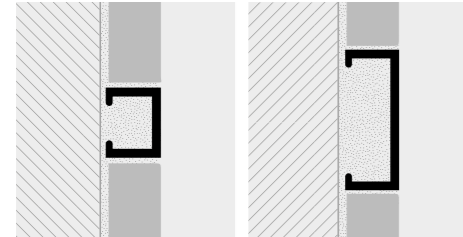
PROLISTEL P ALL

ANODIZED, POLISHED, STONE LINE, BRUSHED, TUSCANY AND TILTEX ALUMINIUM

PROLISTEL P ALL is a decorative listel in anodized, polished, brushed, tiltex aluminium and varnished tuscany and stone aluminium with a flat visible surface. The profile is suitable to decorate the wall coverings in ceramic, mosaic and natural stone. Its particular section and availability in different finishes and two widths, make PROLISTEL P ALL a much sought after profile. It could be matched with PROJOLLY, PROJOLLY SQUARE e PROTERMINAL profiles to decorate the wall coverings and to allow an elegant workmanlike application.



EXAMPLES AND INSTRUCTIONS FOR LAYING METHODS



1. Choose "PROLISTEL P ALL" according to the width and desired finish. 2. Cut "PROLISTEL P ALL" to the desired length and apply the adhesive on the support where the profile will be laid. 3. Press "PROLISTEL P ALL" into the adhesive. 4. Lay the tiles, aligning them with the profile leaving a 2 mm joint. Remove immediately all remains of adhesive from the surface of the profile. 5. Fill the joints between the profile and the tiles with grout, in order to avoid water stagnation. Remove immediately all the remains of grout from the surface of the profile.

ALUMINIUM TUSCANY LINE thermo packed - bar length 2,7 lm - pack. 40 Pcs - 108 lm

Article	H mm	€/lm	€/Pc
PLTPA 10-...	10	8,19	22,11 *
PLTPA 25-...	25	10,04	27,11 *



ANODIZED ALUMINIUM (silver-copper-titanium and black) thermo packed - bar length 2,7 lm - pack. 40 Pcs - 108 lm

Article	H mm	€/lm	€/Pc
PLTPAA 10 (anodized silver)	10	4,02	10,85
PLTPAR 10 (anodized copper)	10	5,55	14,99
PLTPAT 10 (anodized titanium)	10	5,55	14,99
PLTPNE 10 (anodized black)	10	5,62	15,17 *
PLTPAA 25 (anodized silver)	25	6,45	17,42
PLTPAR 25 (anodized copper)	25	8,57	23,14 *
PLTPAT 25 (anodized titanium)	25	7,51	20,28
PLTPNE 25 (anodized black)	25	8,76	23,65 *

POLISHED BRUSHED ALUMINIUM (silver-copper-titanium and black) thermo packed - bar length 2,7 lm - pack. 40 Pcs - 108 lm

Article	H mm	€/lm	€/Pc
PLTPBS 10 (brushed polished silver)	10	5,82	15,71
PLTPRS 10 (brushed polished copper)	10	7,73	20,87 *
PLTPTS 10 (brushed polished titanium)	10	7,73	20,87
PLTPNS 10 (brushed polished black)	10	7,82	21,11 *
PLTPBS 25 (brushed polished silver)	25	8,35	22,55
PLTPRS 25 (brushed polished copper)	25	10,16	27,43 *
PLTPTS 25 (brushed polished titanium)	25	10,16	27,43
PLTPNS 25 (brushed polished black)	25	10,37	28,00 *



STONE LINE ALUMINIUM thermo packed - bar length 2,7 lm - pack. 40 Pcs - 108 lm

Article	H mm	€/lm	€/Pc
PLTPA 10-...	10	4,89	13,20
PLTPA 25-...	25	6,33	17,09

POLISHED ALUMINIUM (chrome-copper-titanium and black) thermo packed - bar length 2,7 lm - pack. 40 Pcs - 108 lm

Article	H mm	€/lm	€/Pc
PLTPBC 10 (polished chrome)	10	5,77	15,58
PLTPBR 10 (polished copper)	10	7,46	20,14 *
PLTPBT 10 (polished titanium)	10	7,46	20,14
PLTPBN 10 (polished black)	10	7,55	20,39
PLTPBC 25 (polished chrome)	25	8,35	22,55
PLTPBR 25 (polished copper)	25	9,41	25,41 *
PLTPBT 25 (polished titanium)	25	8,35	22,55
PLTPBN 25 (polished black)	25	9,63	26,00 *

ANODIZED BRUSHED ALUM. TILTEX (silver-copper-titanium) thermo packed - bar length 2,7 lm - pack. 40 Pcs - 108 lm

Article	H mm	€/lm	€/Pc
PLTPBX 10 (silver) TILTEX	10	8,99	24,27
PLTPRX 10 (copper) TILTEX	10	8,99	24,27 *
PLTPTX 10 (titanium) TILTEX	10	8,99	24,27
PLTPBX 25 (silver) TILTEX	25	11,85	32,00
PLTPRX 25 (copper) TILTEX	25	11,85	32,00 *
PLTPTX 25 (titanium) TILTEX	25	11,85	32,00

COLOURS

STONE LINE

SL01 - Stone white	SL02 - Stone cream	SL03 - Stone greyvory	SL04 - Stone sand	SL05 - Stone gray	SL06 - Stone cristal gray	SL07 - Stone antragray
SL08 - Stone antradark	SL09 - Stone bronze	SL10 - Stone corien	SL11 - Stone brown	SL12 - Stone black	SL13 - Stone oyster grey	

ANODIZED

AA - Anodized silver alum.	AR - Anodized copper alum.	AT - Anodized titanium alum.	BC - Polished chrome alum.	BR - Polished copper alum.	BT - Polished titanium alum.
----------------------------	----------------------------	------------------------------	----------------------------	----------------------------	------------------------------

BRUSHED

BS - Brushed pol. silver alum.	TS - Brushed Polished titanium alum.	BX - Anodized brushed tiltex silver alum.	TX - Anodized brushed tiltex titanium alum.	BN - Polished black alum.
--------------------------------	--------------------------------------	---	---	---------------------------

BRUSHED TILTEX

BLACK LINE

AVAILABLE MINIMUM QUANTITY 100 PCS by colour and height (price and delivery time to be agreed)

BRUSHED	BRUSHED TILTEX	TUSCANY	BLACK LINE
RS - Brushed Polished copper alum.	RX - Brushed tiltex copper alum.	03TU - Tuscany grey	05TU - Tuscany beige
		20TU - Tuscany bronze	NS - Brushed Polished black alum.
			NE - Anodized black alum.

* = Production on demand with minimum quantity of 100 pcs. Delivery time 4/5 weeks, price to agree

Prices are referred to whole packs, 10% increase for minimum orders of 10 Pcs, 20% increase for orders of less than 10 Pcs.

PROLISTEL ALL

ANODIZED, POLISHED AND BRUSHED ALUMINIUM

PROLISTEL ALL is a listel in anodized, polished and brushed aluminium with a rounded visible surface, suitable to decorate the wall coverings in ceramic, mosaic and natural stone. Its particular section and availability in different finishes, make PROLISTEL P ALL a much sought after profile. It can be used with the range of PROJOLLY profiles to decorate the wall coverings and to allow an elegant workmanlike application.



POLISHED ALUMINIUM (chrome-gold-copper-titanium-black) thermo packed - bar length 2,7 lm - pack. 40 Pcs - 108 lm

Article	H mm	€/lm	€/Pc
PLTBC 15 (polished chrome)	15	5,82	15,71
PLTBR 15 (polished copper)	15	7,19	19,41 *
PLTBT 15 (polished titanium)	15	7,19	19,41 *
PLTBO 15 (polished gold)	15	5,82	15,71 *
PLTBN 15 (polished black)	15	7,27	19,63 *
PLTBC 25 (polished chrome)	25	7,93	21,41
PLTBR 25 (polished copper)	25	9,31	25,14 *
PLTBT 25 (polished titanium)	25	9,31	25,14 *
PLTBO 25 (polished gold)	25	7,93	21,41 *
PLTBN 25 (polished black)	25	9,42	25,43 *

COLOURS

ANODIZED

AA - Anodized silver alum.	AT - Anodized titanium alum.
----------------------------	------------------------------

POLISHED

BC - Polished chrome alum.	BT - Polished titanium alum.
----------------------------	------------------------------

BRUSHED POLISHED

BS - Brushed polished silver alum.	TS - Brushed Polished titanium alum.
------------------------------------	--------------------------------------

AVAILABLE MINIMUM QUANTITY 100 PCS by colour and height (price and delivery time to be agreed)

ANODIZED

AO - Anodized Gold alum.	AR - Anodized copper alum.	NE - Anodized black alum.
--------------------------	----------------------------	---------------------------

POLISHED

BO - Polished Gold alum.	BR - Polished copper alum.	BN - Polished black alum.
--------------------------	----------------------------	---------------------------

BRUSHED POLISHED

BOS - Brushed Gold alum.	RS - Brushed Polished copper alum.	NS - Brushed Polished black alum.
--------------------------	------------------------------------	-----------------------------------

On demand may be realised in other finishes of the colour chart. Contact our customer service for minimal quantity, timing and price.

PROLISTEL LED is a listel in anodized and polished aluminium equipped with an integrated LED lighting system that can generate a cold, hot and neutral suffused light. It is suitable to decorate the wall coverings in ceramic, mosaic and natural stone. Its particular section and availability in different finishes, make PROLISTEL LED a much sought after profile that decorates the wall coverings.



ANODIZED ALUM. SILVER, POLISHED CHROME ALUMINIUM thermo packed - bar length 2,7 lm - pack. 40 Pcs - 108 lm ADAPTOR LED, LED & FLAT NOT INCLUDED

Article	H mm	€/lm	€/Pc
PLTLEDA 20 (anodized silver)	20	9,79	26,43
PLTLEDBC 20 (polished chrome)	20	11,07	29,89

ADHESIVE FLEXIBLE LED COIL length 5 lm - pack. 1 ROLL

Article	€/lm	€/Pack
LEDN (neutral light)	17,72	88,60
LEDF (cold light)	17,72	88,60
LEDC (hot light)	17,72	88,60

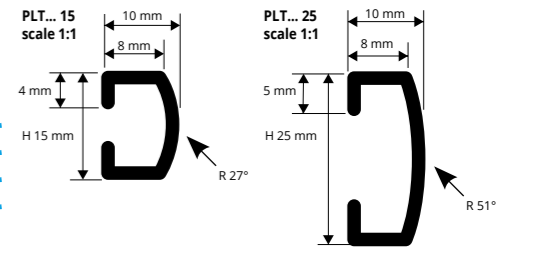
COLOURS

ANODIZED

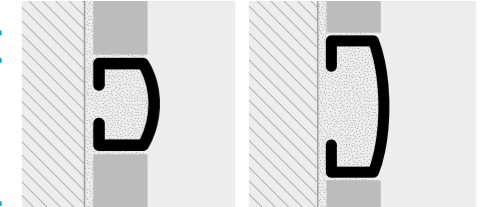
AA - Anodized silver alum.	BC - Polished chrome alum.
----------------------------	----------------------------

* = Production on demand with minimum quantity of 100 pcs. Delivery time 4/5 weeks, price to agree

Prices are referred to whole packs 10% increase for minimum orders of 10 Pcs 20% increase for orders of less than 10 Pcs.



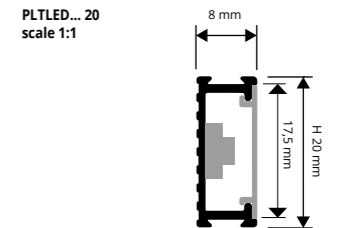
EXAMPLES AND INSTRUCTIONS FOR LAYING METHODS



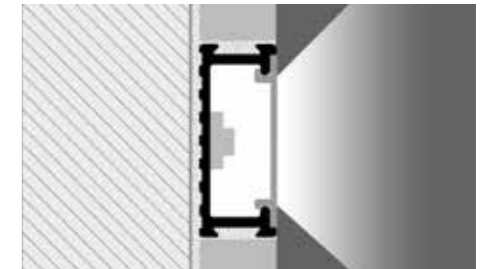
1. Choose "PROLISTEL ALL" according to the width and desired finish. 2. Cut "PROLISTEL ALL" to the desired length and apply the adhesive on the support where the profile will be laid. 3. Press "PROLISTEL ALL" into the adhesive. 4. Lay the tiles, aligning them with the profile leaving a 2 mm joint. Remove immediately all remains of adhesive from the surface of the profile. 5. Fill the joints between the profile and the tiles with grout, in order to avoid water stagnation. Remove immediately all the remains of grout from the surface of the profile.

PROLISTEL LED

ANODIZED AND POLISHED ALUMINIUM



EXAMPLES AND INSTRUCTIONS FOR LAYING METHODS



1. Choose "PROLISTEL LED" according to the width and desired finish. 2. Cut "PROLISTEL LED" to the desired length and apply the adhesive on the support where the profile will be laid. 3. Press "PROLISTEL LED" into the adhesive. 4. Lay the tiles, aligning them with the profile leaving a 2 mm joint. Remove immediately all remains of adhesive from the surface of the profile. 5. Fill the joints between the profile and the tiles with grout, in order to avoid water stagnation. Remove immediately all the remains of grout from the surface of the profile.

POLYCARBONATE FLAT

bar length 2,7 lm - pack. 20 Pcs - 54 lm

Article	Finish	€/lm	€/Pc
PIAL 17	transp.	4,07	10,99
PIAO 17	mat	4,07	10,99

END CAPS - R/L (3 right & 3 left)

Article	H mm	€/Pc	€/Pack
TPLTLEDA 20	20	2,88	17,28
TPLTLEDBC 20	20	2,88	17,28

LED ADAPTOR AC/DC 75W - 12V (15 lm)

Article	€/Pc
ALL 7512 (supplies 15 lm)	64,89

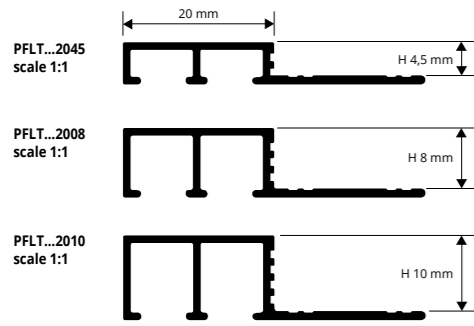
LED ADAPTOR AC/DC 25W - 12V (5 lm)

Article	€/Pc
ALL 2512 (supplies 5 lm)	44,50

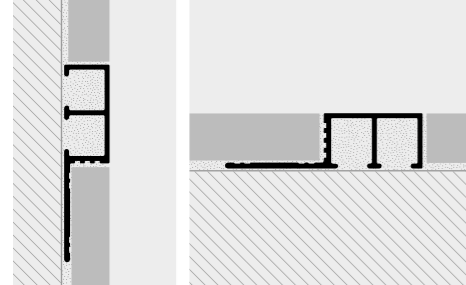
PROFINLIST 20

ANODIZED, POLISHED, BRUSHED AND TILTEX ALUMINIUM

PROFINLIST 20 is a listel in anodized, polished, brushed and tiltex aluminium with a flat visible surface, suitable to decorate the wall coverings in ceramic, mosaic and natural stone. Its particular section and availability in different finishes, make **PROFINLIST 20** a much sought after profile. It can be used with the range of PROJOLLY profiles to decorate the wall coverings and to allow an elegant workmanlike application.



EXAMPLES AND INSTRUCTIONS FOR LAYING METHODS



1. Choose "PROFINLIST 20" according to the width and desired finish.
2. Cut "PROFINLIST 20" to the desired length and apply the adhesive on the support where the profile will be laid.
3. Press the anchoring flange of "PROFINLIST 20" into the adhesive.
4. Lay the tiles, aligning them with the profile leaving a 2 mm joint. Remove immediately all remains of adhesive from the surface of the profile.
5. Fill the joints between the profile and the tiles with grout, in order to avoid water stagnation. Remove immediately all the remains of grout from the surface of the profile.

ANODIZED ALUMINIUM thermo packed

bar length 2,7 lm - pack. 40 Pcs - 108 lm

Article	H mm	€/lm	€/Pc
PFLTAA 2045	4,5	6,40	17,28 *
PFLTAA 2008	8	6,45	17,42
PFLTAR 2008	8	7,67	20,71 *
PFLTAT 2008	8	7,67	20,71
PFLTAA 2010	10	6,61	17,85
PFLTAR 2010	10	7,88	21,28 *
PFLTAT 2010	10	7,88	21,28

BRUSHED POLISHED ALUMINIUM thermo packed

bar length 2,7 lm - pack. 40 Pcs - 108 lm

Article	H mm	€/lm	€/Pc
PFLTBS 2045	4,5	8,89	24,00 *
PFLTBS 2008	8	9,26	24,00
PFLTRS 2008	8	11,37	30,70 *
PFLTTS 2008	8	11,37	30,70
PFLTBS 2010	10	9,47	25,57
PFLTRS 2010	10	11,59	31,29 *
PFLTTS 2010	10	11,59	31,29

POLISHED ALUMINIUM thermo packed

bar length 2,7 lm - pack. 40 Pcs - 108 lm

Article	H mm	€/lm	€/Pc
PFLTBC 2045	4,5	7,46	20,14 *
PFLTBO 2045	4,5	7,46	20,14 *
PFLTBC 2008	8	7,93	21,41
PFLTBR 2008	8	9,26	25,00 *
PFLTBT 2008	8	7,93	21,41
PFLTBC 2010	10	8,10	21,87
PFLTBR 2010	10	9,47	25,57 *
PFLTBT 2010	10	8,10	21,87

BRUSHED TILTEX ALUMINIUM thermo packed

bar length 2,7 lm - pack. 40 Pcs - 108 lm

Article	H mm	€/lm	€/Pc
PFLTBX 2008	8	10,21	27,57
PFLTRX 2008	8	12,48	33,70 *
PFLTXX 2008	8	12,48	33,70
PFLTBX 2010	10	10,36	27,97
PFLTRX 2010	10	12,75	34,43 *
PFLTXX 2010	10	12,75	34,43

COLOURS

ANODIZED	POLISHED
AA - Satin anodized silver alu.	BC - Polished chrome alu.
BRUSHED POLISHED	ANOD. BRUSHED TILTEX
BS - Brushed silver alu.	BX - Silver TILTEX

AVAILABLE MINIMUM QUANTITY 100 PCS

by colour and height (price and delivery time to be agreed)

ANODIZED			
AR - Anodized copper alum.	AT - Anodized titanium alum.		
POLISHED			
BR - Polished copper alum.	BT - Polished titanium alum.	BO - Polished gold alum.	
BRUSHED POLISHED		ANOD. BRUSHED TILTEX	
RS - Brushed polished copper alum.	TS - Brushed polished titanium alum.	RX - Brushed tiltex copper alum.	TX - Titanium tiltex

* = Production on demand with minimum quantity of 100 pcs. Delivery time 4/5 weeks, price to agree

Prices are referred to whole packs, 10% increase for minimum orders of 10 Pcs, 20% increase for orders of less than 10 Pcs.

PROBORD is a round corner bead profile in polished and satin finish stainless steel AISI 304/1.4301-V2A suitable to protect the external corner of wall coverings in ceramic. Its particular section and availability in different finishes, make **PROBORD** a much sought after profile. It can be used with the range of PROLISTEL and PROSHELL profiles to obtain an elegant workmanlike application even in environments subject to high mechanical stresses.

PROBORD

POLISHED AND SATIN FINISH STAINLESS STEEL AISI 304/1.4301-V2A



POLISHED STAINLESS ST. AISI 304/1.4301-V2A with protective film

bar length 2,7 lm - pack. 15 Pcs - 40,5 lm - 10/10mm

Article	H mm	€/lm	€/Pc
PEBDAC 08	08	16,40	44,28
PEBDAC 10	10	17,03	45,98
PEBDAC 125	12,5	17,46	47,14

SATINATED STAINLESS ST. AISI 304/1.4301-V2A with protective film

bar length 2,7 lm - pack. 15 Pcs - 40,5 lm - 10/10mm

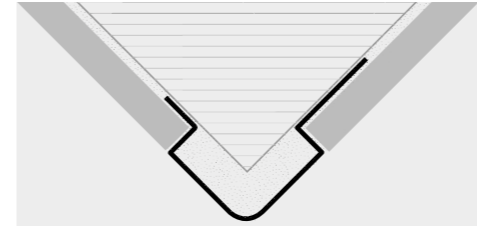
Article	H mm	€/lm	€/Pc
PEBDACS 08	08	19,20	51,84
PEBDACS 10	10	19,72	53,24
PEBDACS 125	12,5	20,36	54,97

COLOURS



SUITABLE FOR USE IN CONTACT WITH FOODSTUFFS.

EXAMPLES AND INSTRUCTIONS FOR LAYING METHODS



1. Choose "PROBORD" according to the tile thickness and desired finish.
2. Cut "PROBORD" to the desired length and apply the adhesive on the support where the profile will be laid.
3. Press the anchoring flange of "PROBORD" into the adhesive.
4. Lay the tiles, aligning them with the profile leaving a 2 mm joint. Remove immediately all remains of adhesive from the surface of the profile.
5. Fill the joints between the profile and the tiles with grout, in order to avoid water stagnation. Remove immediately all the remains of grout from the surface of the profile.

PROEDGE FLEX is a corner bead profile in shockproof non-toxic co-extruded colored vinyl resin composed by an internal rigid structure and by a soft external one. The profile is suitably shaped to protect the external corner of wall coverings. Its particular section and the availability in different colours make **PROEDGE FLEX** a much sought after and easy to lay profile that allows a workmanlike application.



CO-EXTRUDED PVC - L 40 X 40 mm

bar length 2,7 lm - pack. 15 Pcs - 40,5 lm

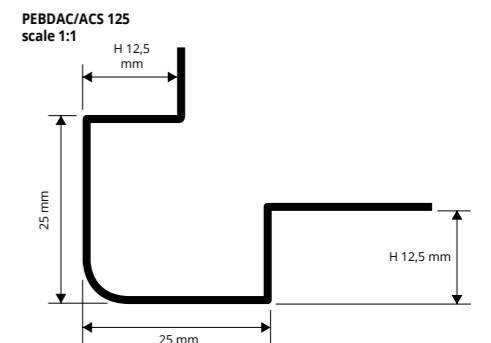
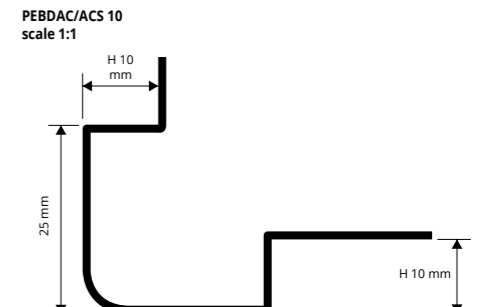
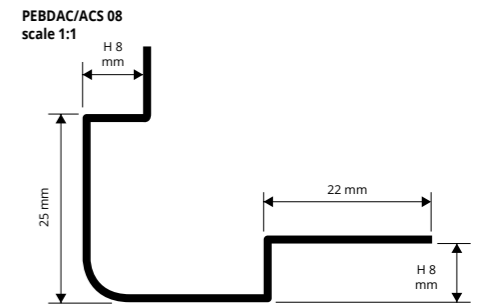
Article	H mm	€/lm	€/Pc
PFC01 40 (without adhesive)	40	6,56	17,71
PFC01 40A (with adhesive)	40	8,78	23,71

COLOURS



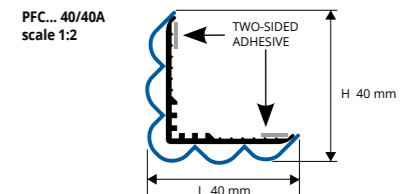
AVAILABLE MINIMUM QUANTITY 100 PCS by colour and height (price and delivery time to be agreed)

Prices are referred to whole packs 10% increase for minimum orders of 10 Pcs 20% increase for orders of less than 10 Pcs.



PROEDGE FLEX

SHOCKPROOF NON - TOXIC CO-EXTRUDED COLORED VINYL RESIN



EXAMPLES AND INSTRUCTIONS FOR LAYING METHODS

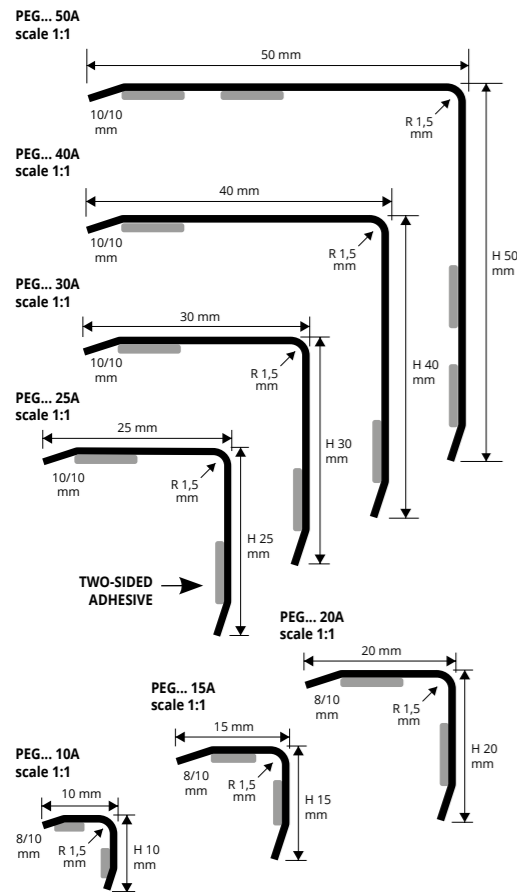


1. Choose "PROEDGE FLEX" according to the desired colour.
2. Cut "PROEDGE FLEX" to the desired length.
3. Remove carefully any remains of oil, fat and dirt from the surface where the profile will be laid.
4. When the surface is perfectly dry, remove the protective film (version with adhesive), place correctly the profile and press it without hitting / apply the silicone on the surface where the profile will be laid (version without adhesive) and press it without hitting.

PROEDGE AC

POLISHED AND SATIN FINISH
STAINLESS STEEL AISI 304/1.4301-V2A

PROEDGE AC is a corner bead profile in polished and satin finish stainless steel AISI 304/1.4301-V2A, with a radius of curvature of 1.5 mm, suitably shaped to protect the external corner of wall coverings. Its particular section, the availability in two finishes and different widths make **PROEDGE AC** a much sought-after profile that allows a workmanlike application even in environments subject to high mechanical stresses.



POLISHED AND SATINATED STAINLESS STEEL WITH ADHESIVE with protective film - bar length 2,7 lm - pack. 81 lm - 8/10 mm

Article	LxH mm	€/lm	€/Pc
PEGAC 10A (polished stainless steel)	10 x 10	6,88	18,58
PEGACS 10A (satin finish stainless steel)	10 x 10	8,40	22,68
PEGAC 15A (polished stainless steel)	15 x 15	7,93	21,41
PEGACS 15A (satin finish stainless steel)	15 x 15	9,47	25,57
PEGAC 20A (polished stainless steel)	20 x 20	8,99	24,27
PEGACS 20A (satin finish stainless steel)	20 x 20	10,53	28,43

POLISHED AND SATINATED STAINLESS STEEL WITH ADHESIVE with protective film - bar length 2,7 lm - pack. 40,5 lm - 10/10 mm

Article	LxH mm	€/lm	€/Pc
PEGAC 25A (polished stainless steel)	25 x 25	10,05	27,14
PEGACS 25A (satin finish stainless steel)	25 x 25	11,63	31,40
PEGAC 30A (polished stainless steel)	30 x 30	14,28	38,56
PEGACS 30A (satin finish stainless steel)	30 x 30	16,15	43,61

For items without adhesive write the item without the final A. E.g.: PEGAC 10 and deduct 1,50 €/lm from the gross price.

Suitable for use in contact with foodstuffs.



POLISHED AND SATINATED STAINLESS STEEL WITH ADHESIVE with protective film - bar length 2,7 lm - pack. 27 lm - 12/10 mm

Article	LxH mm	€/lm	€/Pc
PEGAC 40A (polished stainless steel)	40 x 40	18,09	48,84
PEGACS 40A (satin finish stainless steel)	40 x 40	20,49	55,32
PEGAC 50A (polished stainless steel)	50 x 50	21,04	56,81
PEGACS 50A (satin finish stainless steel)	50 x 50	22,74	61,40

PEG... 40A / 50A on demand with thickness 12/10. Quantity, timing and prices to be agreed. For items without adhesive, write the item without the last A. E.g.: PEGAC 40 and deduct 1,50 €/lm from the gross price.

COLOURS

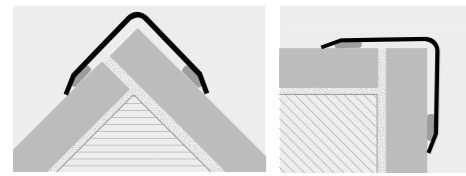


PROEDGE OT

POLISHED AND CHROMED BRASS

PROEDGE OT is a corner bead profile in polished and chromed brass, with a radius of curvature of 1.5 mm, suitably shaped to protect the external corner of wall coverings. Its particular section, the availability in two finishes and different widths make **PROEDGE OT** a much sought-after profile that allows an elegant workmanlike application.

EXAMPLES AND INSTRUCTIONS FOR LAYING METHODS



1. Choose "PROEDGE OT" according to the desired finish and width.
2. Cut "PROEDGE OT" to the desired length.
3. Remove carefully any remains of oil, fat and dirt from the surface where the profile will be laid.
4. When the surface is perfectly dry, remove the protective film, place correctly the profile and press it without hitting / apply the silicone on the surface where the profile will be laid (version without adhesive) and press it without hitting.

COLOURS



CHROMED BRASS WITH ADHESIVE thermo packed - bar length 2,7 lm - pack. 54 lm

Article	LxH mm	€/lm	€/Pc
PEGOC 10A	10 x 10	12,16	32,83
PEGOC 15A	15 x 15	14,54	39,26
PEGOC 20A	20 x 20	17,93	48,41
PEGOC 25A	25 x 25	20,45	55,22
PEGOC 30A	30 x 30	23,84	64,37

POLISHED BRASS WITH ADHESIVE bar length 2,7 lm - pack. 54 lm - 8/10 mm

Article	LxH mm	€/lm	€/Pc
PEGOL 10A	10 x 10	8,57	23,14
PEGOL 15A	15 x 15	9,79	26,43
PEGOL 20A	20 x 20	12,54	33,86

For items without adhesive, write the item without the last A. E.g.: PEGOL 10 and deduct 1,50 €/lm from the gross price.



POLISHED BRASS WITH ADHESIVE bar length 2,7 lm - pack. 27 lm - 10/10 mm

Article	LxH mm	€/lm	€/Pc
PEGOL 25A	25 x 25	13,23	35,72
PEGOL 30A	30 x 30	17,98	48,55

POLISHED BRASS WITH ADHESIVE bar length 2,7 lm - pack. 27 lm - 12/10 mm

Article	LxH mm	€/lm	€/Pc
PEGOL 40A	40 x 40	22,74	61,40
PEGOL 50A	50 x 50	29,09	78,54

PEG... 40A / 50A on demand with thickness 12/10. Quantity, timing and prices to be agreed. For items without adhesive, write the item without the last A. E.g.: PEGOL 40 and deduct 1,50 €/lm from the gross price.

* = Production on demand with minimum quantity of 100 pcs. Delivery time 4/5 weeks, price to agree

Prices are referred to whole packs, 10% increase for minimum orders of 10 Pcs, 20% increase for orders of less than 10 Pcs.

PROEDGE R AC is a corner bead profile in polished and satin finish stainless steel AISI 304/1.4301-V2A, with a radius of curvature of 5 mm, suitably shaped to protect the external corner of wall coverings. Its particular section, the availability in two finishes and different widths make **PROEDGE R AC** a much sought-after profile that allows a workmanlike application even in environments subject to high mechanical stresses.



POLISHED AND SATINATED STAINLESS STEEL WITH ADHESIVE with protective film - bar length 2,7 lm - pack. 81 lm - 8/10 mm

Article	LxH mm	€/lm	€/Pc
PEGRAC 15A (polished stainless steel)	15 x 15	7,93	21,41
PEGRACS 15A (satin finish stainless steel)	15 x 15	9,47	25,57
PEGRAC 20A (polished stainless steel)	20 x 20	8,99	24,27
PEGRACS 20A (satin finish stainless steel)	20 x 20	10,53	28,43

POLISHED AND SATINATED STAINLESS STEEL WITH ADHESIVE with protective film - bar length 2,7 lm - pack. 40,5 lm - 10/10 mm

Article	LxH mm	€/lm	€/Pc
PEGRAC 25A (polished stainless steel)	25 x 25	10,05	27,14
PEGRACS 25A (satin finish stainless steel)	25 x 25	11,63	31,40
PEGRAC 30A (polished stainless steel)	30 x 30	14,28	38,56
PEGRACS 30A (satin finish stainless steel)	30 x 30	16,15	43,61

For items without adhesive write the item without the last A. E.g.: PEGRAC 15 and deduct 1,50 €/lm from the gross price.

Suitable for use in contact with foodstuffs.




POLISHED AND SATINATED STAINLESS STEEL WITH ADHESIVE with protective film - bar length 2,7 lm - pack. 27 lm - 12/10 mm

Article	LxH mm	€/lm	€/Pc
PEGRAC 40A (polished stainless steel)	40 x 40	18,09	48,84
PEGRACS 40A (satin finish stainless steel)	40 x 40	20,49	55,32
PEGRAC 50A (polished stainless steel)	50 x 50	21,04	56,81
PEGRACS 50A (satin finish stainless steel)	50 x 50	22,74	61,40

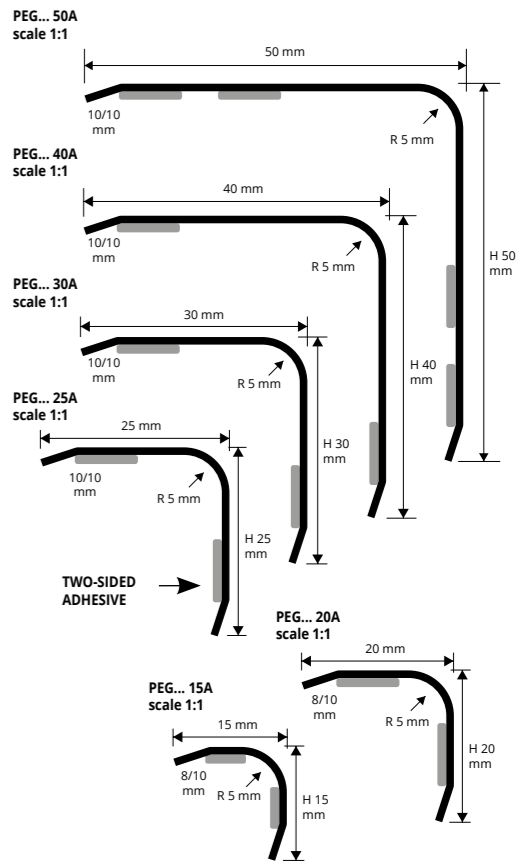
PEGR... 40A / 50A on demand with thickness 12/10. Quantity, timing and prices to be agreed. For items without adhesive, write the item without the last A. E.g.: PEGRAC 40 and deduct 1,50 €/lm from the gross price.

COLOURS

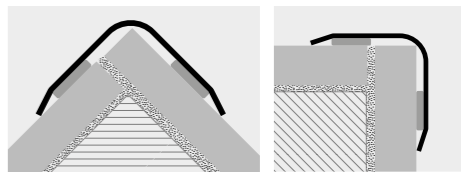


PROEDGE R AC

POLISHED AND SATIN FINISH
STAINLESS STEEL AISI 304/1.4301-V2A




EXAMPLES AND INSTRUCTIONS FOR LAYING METHODS



1. Choose "PROEDGE R OT" according to the desired finish and width.
2. Cut "PROEDGE R OT" to the desired length.
3. Remove carefully any remains of oil, fat and dirt from the surface where the profile will be laid.
4. When the surface is perfectly dry, remove the protective film, place correctly the profile and press it without hitting / apply the silicone on the surface where the profile will be laid (version without adhesive) and press it without hitting.

COLOURS



CHROMED BRASS WITH ADHESIVE thermo packed - bar length 2,7 lm - pack. 54 lm

Article	LxH mm	€/lm	€/Pc
PEGROC 15A	15 x 15	14,54	39,26
PEGROC 20A	20 x 20	17,93	48,41
PEGROC 25A	25 x 25	20,45	55,22
PEGROC 30A	30 x 30	23,84	64,37

POLISHED BRASS WITH ADHESIVE bar length 2,7 lm - pack. 54 lm - 8/10 mm

Article	LxH mm	€/lm	€/Pc
PEGROL 15A	15 x 15	9,79	26,43
PEGROL 20A	20 x 20	12,54	33,86

For items without adhesive, write the item without the last A. E.g.: PEGROL 15 and deduct 1,50 €/lm from the gross price.

For items without adhesive, write the item without the last A. E.g.: PEGROL 25 and deduct 1,50 €/lm from the gross price.

* = Production on demand with minimum quantity of 100 pcs. Delivery time 4/5 weeks, price to agree

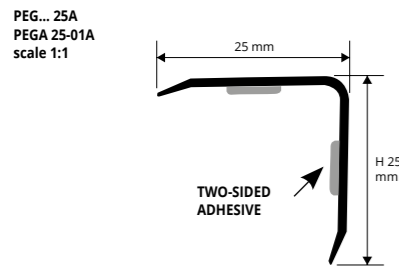
Prices are referred to whole packs 10% increase for minimum orders of 10 Pcs 20% increase for orders of less than 10 Pcs.

© 2010 All rights reserved by Progress Profiles, Printed in Italy


PROEDGE AL

PROEDGE AL is a corner bead profile in anodized and varnished aluminum suitably shaped to protect the external corner of wall coverings. Its particular section and the availability in four different finishes make **PROEDGE AL** a much sought-after profile that allows a workmanlike application.

ANODIZED AND VARNISHED ALUMINIUM



EXAMPLES AND INSTRUCTIONS FOR LAYING METHODS



1. Choose "PROEDGE AL" according to the desired finish and width.
2. Cut "PROEDGE AL" to the desired length.
3. Remove carefully any remains of oil, fat and dirt from the surface where the profile will be laid.
4. When the surface is perfectly dry, remove the protective film, place correctly the profile and press it without hitting / apply the silicone on the surface where the profile will be laid (version without adhesive) and press it without hitting.

ANODIZED ALUM. (gold, silver and bronze) **WITH ADHESIVE**
thermo packed - bar length 2,7 lm - pack. 30 Pcs - 81 lm


Article	LxH mm	€/lm	€/Pc
PEGAO 25A (anodized gold)	25 x 25	5,60	15,12
PEGAA 25A (anodized silver)	25 x 25	5,60	15,12
PEGAB 25A (anodized bronze)	25 x 25	5,60	15,12

For items without adhesive, write the article without the last A. E.g.: PEGAO 25 and deduct 1,50 €/lm from the gross price.

WHITE VARNISHED ALUMINIUM - WITH ADHESIVE
thermo packed - bar length 2,7 lm - pack. 30 Pcs - 81 lm

Article	LxH mm	€/lm	€/Pc
PEGA 25-01A (varn. white)	25 x 25	6,98	18,85

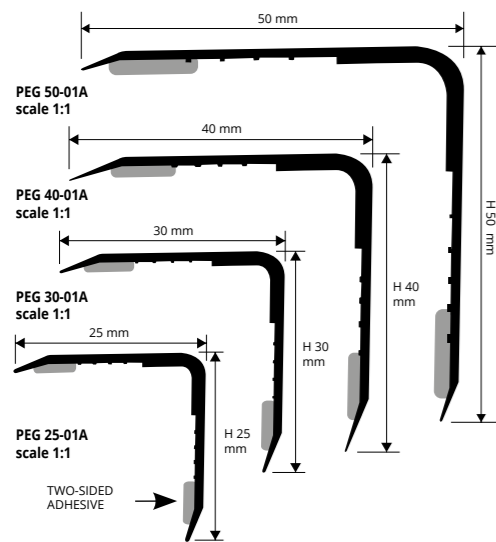
COLOURS



PROEDGE PVC

PROEDGE PVC is a corner bead profile in shockproof non-toxic co-extruded white vinyl resin suitably shaped to protect the external corner of wall coverings. Its particular section and the availability in four different widths make **PROEDGE PVC** a much sought-after profile that allows a workmanlike application.

SHOCKPROOF NON - TOXIC CO-EXTRUDED WHITE VINYL RESIN



EXAMPLES AND INSTRUCTIONS FOR LAYING METHODS



1. Choose "PROEDGE PVC" according to the desired width.
2. Cut "PROEDGE PVC" to the desired length.
3. Remove carefully any remains of oil, fat and dirt from the surface where the profile will be laid.
4. When the surface is perfectly dry, remove the protective film, place correctly the profile and press it without hitting / apply the silicone on the surface where the profile will be laid (version without adhesive) and press it without hitting.

SHOCKPROOF VINYL RESIN WITH ADHESIVE
bar length 2,7 lm - pack. 30 Pcs - 81 lm

Article	LxH mm	€/lm	€/Pc
PEG 25-01A	25 x 25	4,73	12,77
PEG 30-01A	30 x 30	5,36	14,47

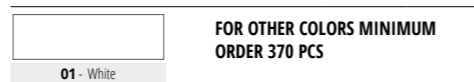
For items without adhesive, write the article without the last A. E.g.: PEG 25-01 and deduct 1,50 €/lm from the gross price.

SHOCKPROOF VINYL RESIN WITH ADHESIVE
bar length 2,7 lm - pack. 15 Pcs - 40,5 lm

Article	LxH mm	€/lm	€/Pc
PEG 40-01A	40 x 40	16,15	16,15
PEG 50-01A	50 x 50	17,87	17,87

For items without adhesive, write the article without the last A. E.g.: PEG 40-01 and deduct 1,50 €/lm from the gross price.

COLOURS

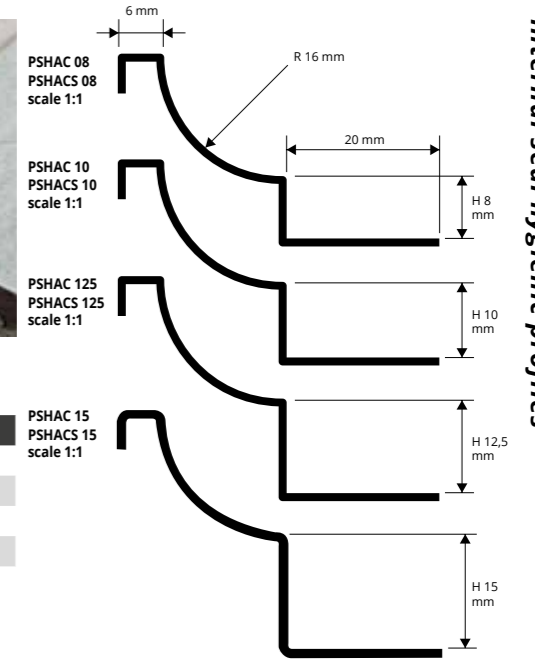


FOR OTHER COLORS MINIMUM ORDER 370 PCS

PROSHELL

PROSHELL is a cove-shaped profile in polished and satin finish stainless steel AISI 304/1.4301-V2A particularly suitable to ensure cleanliness and hygiene in every kind of environment where high resistance to mechanical and chemical stresses are required. Its particular section and the availability in two finishes, four heights and special pieces, such as internal and external corners, end caps and junctions, make **PROSHELL** a much sought-after profile that allows a workmanlike application even in environments subject to high mechanical stresses.

POLISHED AND SATIN FINISH STAINLESS STEEL AISI 304/1.4301-V2A



POLISHED STAINLESS STEEL AISI 304/1.4301-V2A
with protective film - bar length 2,7 lm - pack. 20 Pcs - 54 lm

Article	H mm	€/lm	€/Pc
PSHAC 08	8	14,28	38,56
PSHAC 10	10	15,02	40,55
PSHAC 125	12,5	15,98	43,15
PSHAC 15	15	16,82	45,41

SATINATED STAINLESS STEEL AISI 304/1.4301-V2A
with protective film - bar length 2,7 lm - pack. 20 Pcs - 54 lm

Article	H mm	€/lm	€/Pc
PSHACS 08	8	15,87	42,85
PSHACS 10	10	16,67	45,01
PSHACS 125	12,5	17,03	45,98
PSHACS 15	15	18,09	48,84

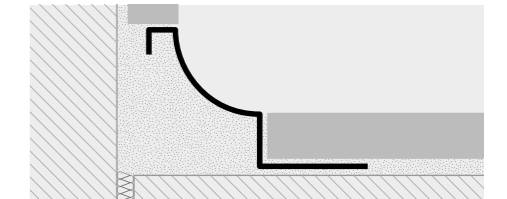
Suitable for use in contact with foodstuffs.

COLOURS



1. Choose "PROSHELL" according to the tile thickness and desired finish.
2. Cut "PROSHELL" to the desired length and apply the adhesive on the support where the profile will be laid.
3. Press the anchoring flange of "PROSHELL" into the adhesive.
4. Lay the tiles on floor and wall aligning them with the profile leaving a 2 mm joint. Remove immediately all remains of adhesive from the surface of the profile.
5. Fill the joints between the profile and the tiles with grout, in order to avoid water stagnation. Remove immediately all the remains of grout from the surface of the profile.

EXAMPLES AND INSTRUCTIONS FOR LAYING



Internal seal hygienic profiles

PREWELDED CORNER, CAPS and THREE-WAYS JOINTS

POLISHED AND SATINATED STAINLESS STEEL

PREWELDED CORNER - POLISHED STAINLESS STEEL
H 08 - 10 - 12,5 - 15 mm - pack. 10 Pcs

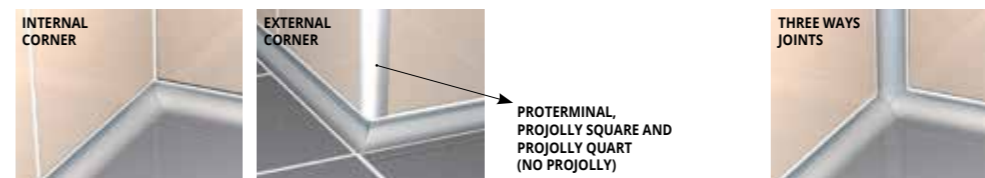
Article	Lmm	€/Pc	€/Pack
RPI 8-10-125 (internal)	100	17,24	172,40
RPI 15 (internal)	100	18,30	183,00
RPE 8-10-125 (external)	100	17,24	172,40
RPE 15 (external)	100	18,30	183,00
RPT 8-10-125 (three-ways)	100	22,85	228,50
RPT 15 (three-ways)	100	23,80	238,00

Specify height of joint: E.g.: RPI 8 for H 8 mm.

PREWELDED CORNER - SATINATED STAINLESS STEEL
H 08 - 10 - 12,5 - 15 mm - pack. 10 Pcs

Article	Lmm	€/Pc	€/Pack
RPIS 8-10-125 (internal)	100	18,51	185,10
RPIS 15 (internal)	100	19,47	194,70
RPES 8-10-125 (external)	100	18,51	185,10
RPES 15 (external)	100	19,47	194,70
RPTS 8-10-125 (three-ways)	100	23,80	238,00
RPTS 15 (three-ways)	100	25,17	251,70

Specify height of joint: E.g.: RPIS 8 for H 8 mm.



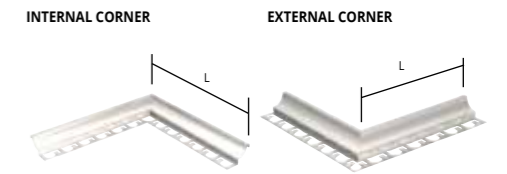
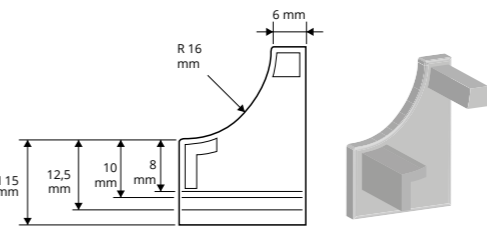
PROTERMINAL, PROJOLLY SQUARE AND PROJOLLY QUART (NO PROJOLLY)

To facilitate and complete the application of PROSHELL (PSH..) (in AISI 304-1.4301 stainless steel), joints and right (R) and left (L) caps are available to close the profile ends and provide a connection with ceramic tiles, brickwork, wooden floors, etc. The caps are made of painted plastic with: in the bright stainless steel effect and satin stainless steel effect.

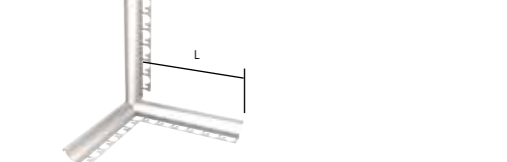
CAPS AND JOINTS IN RIGID GREY PLASTIC
pack. 10 Pcs

Article	€/Pc	€/Pack
TPSHAC caps R-L (poli. stainless steel effect)	3,70	37,00 (5 pairs)
TPSHACS caps R-L (satin stainless steel effect)	3,70	37,00 (5 pairs)
GISHN 08	3,17	31,70
GISHN 10	3,49	34,90
GISHN 125	3,81	38,10
GISHN 15	4,18	41,80

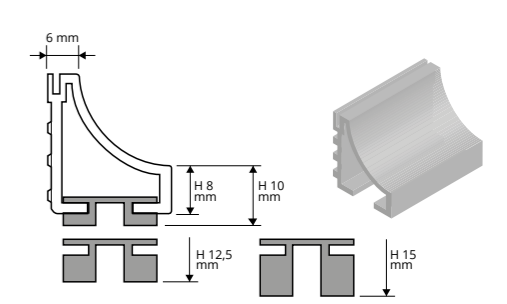
END CAP



THREE WAYS JOINTS



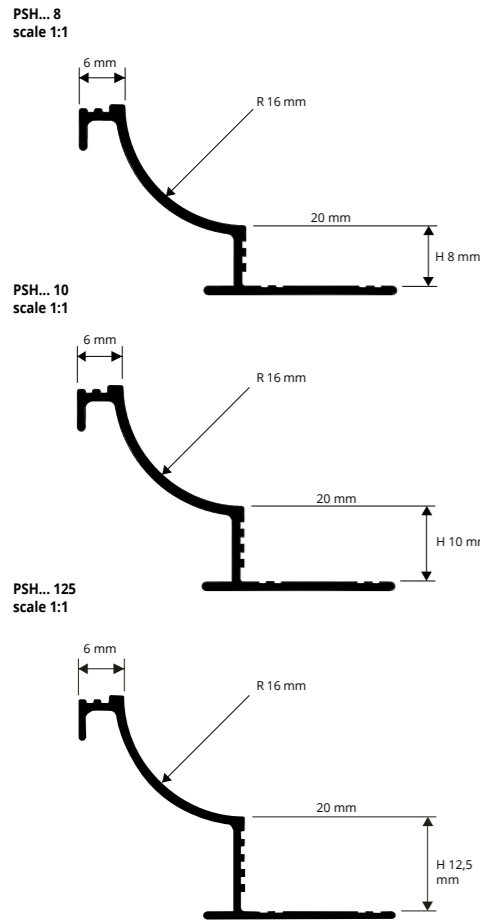
JOINT



PROSHELL ALL

ANODIZED, POLISHED AND VARNISHED ALUMINIUM

PROSHELL ALL is a cove-shaped profile in anodized, polished and varnished aluminium particularly suitable to ensure cleanliness and hygiene in indoors environment where good resistance to mechanical and chemical stresses are required. Its particular section and the availability in three finishes, three heights and special pieces, such as internal and external corners, end caps and junctions, make PROSHELL ALL a much sought-after profile that allows a workmanlike application.

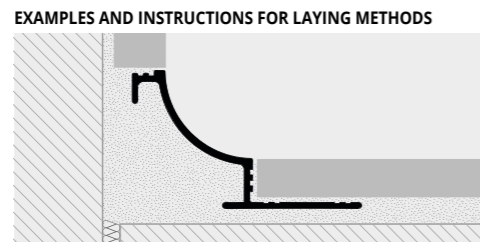


ANODIZED SILVERALUMINIUM thermo packed
bar length 2,7 lm - pack. 20 Pcs - 54 lm

Article	H mm	€/lm	€/Pc
PSHAA 08	8	8,45	22,82
PSHAA 10	10	8,55	23,09
PSHAA 125	12,5	8,70	23,49

VARNISHED WHITE ALUMINIUM thermo packed
bar length 2,7 lm - pack. 20 Pcs - 54 lm

Article	H mm	€/lm	€/Pc
PSHA 08-01	8	9,99	26,97
PSHA 10-01	10	10,09	27,24
PSHA 125-01	12,5	11,75	31,73



POLISHED CHROME ALUMINIUM thermo packed
bar length 2,7 lm - pack. 20 Pcs - 54 lm

Article	H mm	€/lm	€/Pc
PSHBC 08	8	11,74	31,70
PSHBC 10	10	11,95	32,27
PSHBC 125	12,5	12,21	32,97 *

COLOURS

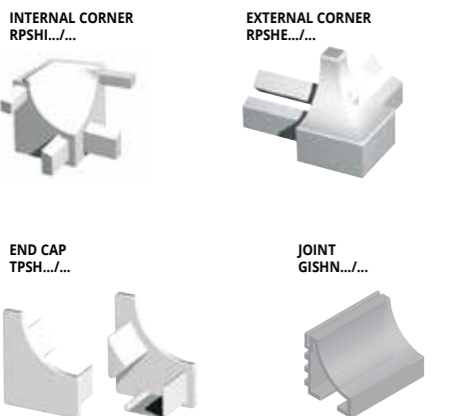
AA - Anod. Silver alum.	BC - Polished chrome alum.	01 - White varnished alum.
-------------------------	----------------------------	----------------------------

1. Choose "PROSHELL ALL" according to the tile thickness and desired finish.
2. Cut "PROSHELL ALL" to the desired length and apply the adhesive on the support where the profile will be laid.
3. Press the anchoring flange of "PROSHELL ALL" into the adhesive.
4. Lay the tiles on floor and wall aligning them with the profile leaving a 2 mm joint. Remove immediately all remains of adhesive from the surface of the profile.
5. Fill the joints between the profile and the tiles with grout, in order to avoid water stagnation. Remove immediately all the remains of grout from the surface of the profile.

© 2010 All rights reserved by Progress Profiles, Printed in Italy

CORNERS, END CAPS and JOINTS

SILVER ANODIZED, POLISHED CHROME AND VARNISHED WHITE ALUMINIUM / PLASTIC



EXTERNAL/INTERNAL CORNER - ANODIZED SILVER ALUMINIUM

Article	H mm	€/Pc	€/Pack. 10 Pcs	€/Pack. 2 Pcs
RPSHIAA 08/...	8	14,83	148,30	32,63
RPSHEAA 08/...	8	14,83	148,30	32,63
RPSHIAA 10/...	10	14,83	148,30	32,63
RPSHEAA 10/...	10	14,83	148,30	32,63
RPSHIAA 125/...	12,5	14,83	148,30	32,63
RPSHEAA 125/...	12,5	14,83	148,30	32,63

EXTERNAL/INTERNAL CORNER VARNISHED WHITE ALUMINIUM

Article	H mm	€/Pc	€/Pack. 10 Pcs	€/Pack. 2 Pcs
RPSHIA 08-01/...	8	18,54	185,40	40,79
RPSHEA 08-01/...	8	18,54	185,40	40,79
RPSHIA 10-01/...	10	18,54	185,40	40,79
RPSHEA 10-01/...	10	18,54	185,40	40,79
RPSHIA 125-01/...	12,5	18,54	185,40	40,79
RPSHEA 125-01/...	12,5	18,54	185,40	40,79

JOINTS IN RIGID GREY PLASTIC - pack. 10 Pcs

Article	H mm	€/Pc	€/Pack.
GISHN 08/...	8	3,17	31,70
GISHN 10/...	10	3,49	34,90
GISHN 125/...	12,5	3,81	38,10

EXTERNAL/INTERNAL CORNER POLISHED CHROME ALUMINIUM

Article	H mm	€/Pc	€/Pack. 10 Pcs	€/Pack. 2 Pcs
RPSHIBC 08/...	8	17,72	177,20	38,98
RPSHEBC 08/...	8	17,72	177,20	38,98
RPSHIBC 10/...	10	17,72	177,20	38,98
RPSHEBC 10/...	10	17,72	177,20	38,98
RPSHIBC 125/...	12,5	17,72	177,20	38,98 *
RPSHEBC 125/...	12,5	17,72	177,20	38,98 *

CAPS - ANODIZED SILVER ALUMINIUM/POLISHED CHROME/VARNISHED WHITE ALUM.
pack. 10 Pcs (5 right and 5 left) - pack. 2 Pcs (1 right and 1 left)

Article	H mm	€/Pc	€/Pack. 10 Pcs	€/Pack. 2 Pcs
TPSHAA 08/...	8	9,23	92,30	20,30
TPSHBC 08/...	8	11,54	115,40	25,38
TPSHA 08/...	8	12,15	121,50	26,74
TPSHAA 10/...	10	9,23	92,30	20,30
TPSHBC 10/...	10	11,54	115,40	25,38
TPSHA 10/...	10	12,15	121,50	26,74
TPSHAA 125/...	12,5	9,23	92,30	20,30
TPSHBC 125/...	12,5	11,54	115,40	25,38 *
TPSHA 125/...	12,5	12,15	121,50	26,74 *

Choose the desired packaging. E.g.: TPSH.../...01/5 (Pack 10 Pcs) TPSH.../...01/1 (Pack 2 Pcs)

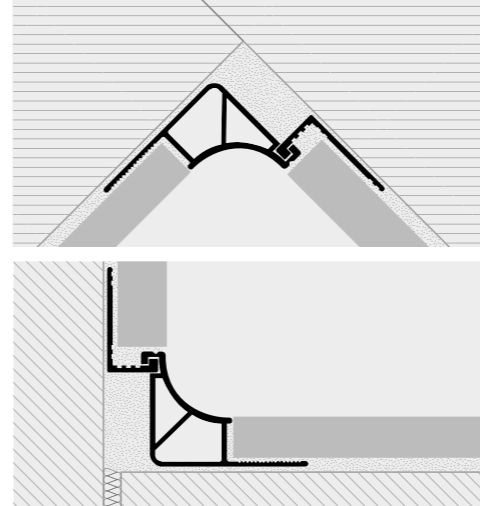
PROSGUSCIO DA is a cove-shaped profile in shockproof non-toxic coloured vinyl resin particularly suitable to ensure cleanliness and hygiene in public and industrial environments. Its particular section, the availability in three finishes, four heights and special pieces, such as internal and external corners, end caps and junctions, make PROSGUSCIO DA a much sought-after profile that allows a workmanlike application.

PROSGUSCIO DA

SHOCKPROOF NON - TOXIC COLOURED VINYL RESIN



EXAMPLES AND INSTRUCTIONS FOR LAYING METHODS



1. Choose "PROSGUSCIO DA" according to the tile thickness and desired colour.
2. Cut "PROSGUSCIO DA" to the desired length and apply the adhesive on the support where the profile will be laid.
3. Press the anchoring flange of "PROSGUSCIO DA" into the adhesive.
4. Lay the tiles on floor and wall aligning them with the profile leaving a 2 mm joint.
5. Fill the joints between the profile and the tiles with grout, in order to avoid water stagnation.



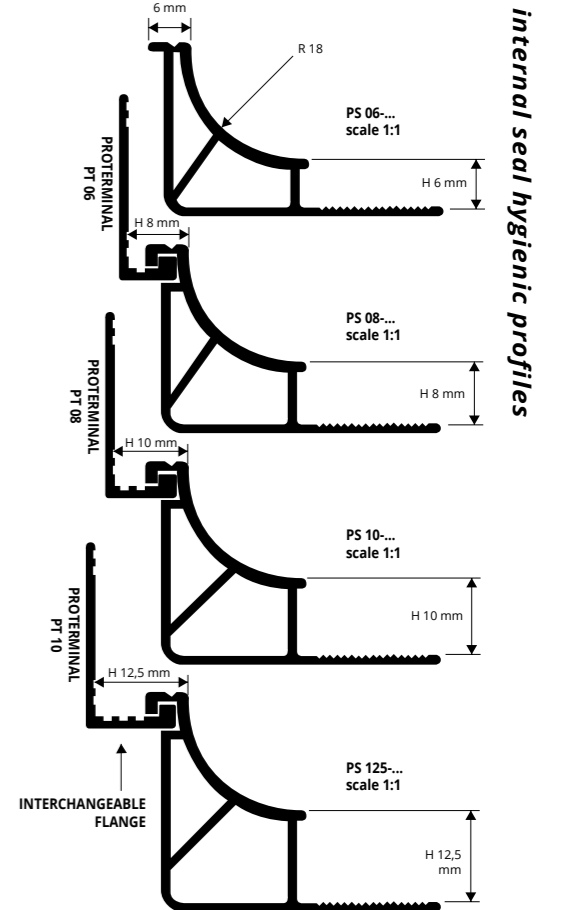
NON-TOXIC SHOCKPROOF VINYL RESIN
bar length 2,5 lm - pack. 20 Pcs - 50 lm

Article	H mm	€/lm	€/Pc
PS 06-...	6	3,17	7,93
PS 08-...	8	3,44	8,6
PS 10-...	10	3,59	8,98
PS 125-...	12,5	3,97	9,93

H 06 available in the colours: 01-04.
H 08, H 10 and H 125 available in the colours: 01-03-04.
The code of the selected colour must be added to the article code. E.g.: PS 06... (chosen colour white) PS 06-01. The interchangeable flange corresponds to white Proterminal pvc H 6-8-10 mm.

COLOURS

01 - White	03 - Cement gray	04 - Light Beige
------------	------------------	------------------



BUY WHITE PROTERMINAL TO CREATE THE DUAL HEIGHT (SEE ABOVE):
PROTERMINAL PT 06 - H 8 MM - H 8 MM
PROTERMINAL PT 08 - H 10 MM - H 10 MM
PROTERMINAL PT 10 - H 12,5 MM - H 12,5 MM

CORNERS, END CAPS and JOINTS

NON- TOXIC VINYL RESIN - 3 COLOURS

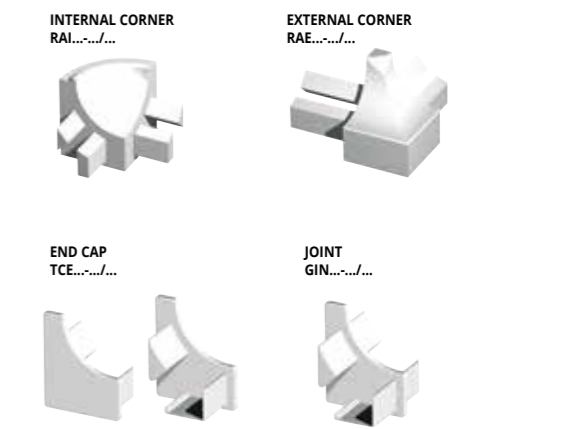
EXTERNAL / INTERNAL CORNER - RVA COLOURED

Article	H mm	€/Pack. 2 Pcs	€/Pack. 10 Pcs
RAI 06-... (internal)	6	4,22	20,00
RAI 08-... (internal)	8	4,22	20,00
RAI 10-... (internal)	10	4,22	20,00
RAI 125-... (internal)	12,5	4,22	20,00
RAE 06-... (external)	6	4,22	20,00
RAE 08-... (external)	8	4,22	20,00
RAE 10-... (external)	10	4,22	20,00
RAE 125-... (external)	12,5	4,22	20,00

END CAP RT / LF and JOINTS - RVA COLOURED
pack. 10 Pcs (5 right and 5 left) - pack. 2 Pcs (1 right and 1 left)

Article	H mm	€/Pack. 2 Pcs	€/Pack. 10 Pcs
TCE 08-... caps right-left	8	3,81	18,13
TCE 10-... caps right-left	10	3,81	18,13
TCE 125-... caps right-left	12,5	3,81	18,13
GIN 08-...	8	3,81	18,13
GIN 10-...	10	3,81	18,13
GIN 125-...	12,5	3,81	18,13

Available in the colours: 01 - 03 - 04.
The code of the selected colour must be added to the article code. E.g.: RAI 06-... (chosen colour white) RAI 06-01.

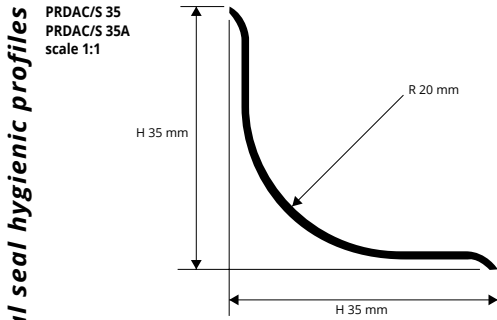


PROJOLLY - PROJOLLY QUART

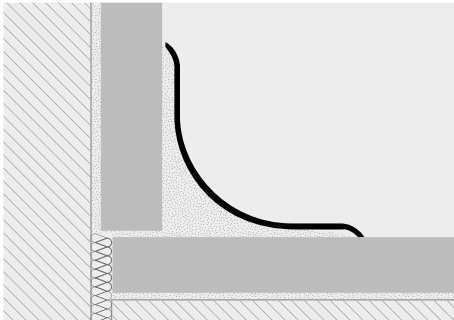
PROROUND

POLISHED AND SATIN FINISH STAINLESS STEEL
AISI 304/1.4301-V2A

PROROUND is a cove-shaped profile in polished and satin finish stainless steel AISI 304/1.4301-V2A particularly suitable to ensure cleanliness and hygiene in every kind of environment where high resistance to mechanical and chemical stresses are required. Its particular section and the availability in two finishes and special pieces, such as internal and external corners, make **PROROUND** a much sought-after profile that allows a workmanlike application even in environments subject to high mechanical stresses.



EXAMPLES OF LAYING



POLISHED STAINLESS ST. AISI 304/1.4301-V2A with protective film
35 x 35 mm - bar length 2,7 lm - pack. 20 Pcs - 54 lm


Article	H MM	€/lm	€/Pc
PRDAC 35	35	12,05	32,54
PRDAC 35A (with adhesive)	35	14,96	40,39

SATINED STAINLESS ST. AISI 304/1.4301-V2A with protective film
35 x 35 mm - bar length 2,7 lm - pack. 20 Pcs - 54 lm

Article	H mm	€/lm	€/Pc
PRDACS 35	35	14,62	39,47
PRDACS 35A (with adhesive)	35	17,53	47,33

1. Choose "PROROUND" according to the desired finish and width.
2. Cut "PROROUND" to the desired length.
3. Remove carefully any remains of oil, fat and dirt from the surface where the profile will be laid.
4. When the surface is perfectly dry, remove the protective film, place correctly the profile and press it without hitting / apply the silicone on the surface where the profile will be laid (version without adhesive) and press it without hitting.


COLOURS



Suitable for use in contact with foodstuffs.

PREWELDED CORNERS and THREE-WAYS JOINTS without gaps

POLISHED AND SATINED STAINLESS STEEL



POLISHED STAINLESS STEEL AISI 304/1.4301-V2A - pack. 10 Pcs

Article	L mm	€/Pc	€/Pack.
PRDI (internal)	100	17,24	172,40
PRDE (external)	100	17,24	172,40
PRTE (three-ways)	80	22,85	228,50

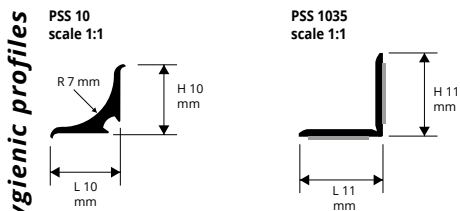
SATINED STAINLESS STEEL AISI 304/1.4301-V2A - pack. 10 Pcs

Article	L mm	€/Pc	€/Pack.
PRDIS (internal)	100	18,30	183,00
PRDES (external)	100	18,30	183,00
PRTES (three-ways)	80	24,97	249,70

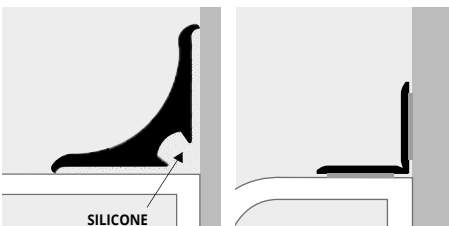
PROSANI STRIP & PROSANI STRIP KIT

NON-TOXIC FLEXIBLE WHITE VINYL RESIN

PROSANI STRIP and **PROSANI STRIP KIT** are profiles in non-toxic flexible white vinyl resin particularly suitable to ensure cleanliness and hygiene along the connection between the wall tile coverings and sinks, bathtubs and shower trays. **PROSANI STRIP KIT** is provided with a double-sided butyl tape while **PROSANI STRIP** can be applied with silicone. Their particular section and ease of application, and make **PROSANI STRIP KIT** and **PROSANI STRIP** a much sought after profiles that allow a workmanlike application.



EXAMPLES AND INSTRUCTIONS FOR LAYING METHODS



1. Choose the desired profile.
2. Cut the profile to the desired length.
3. Remove carefully any remains of oil, fat and dirt from the surface where the profile will be laid.
4. When the surface is perfectly dry, remove the protective film (PROSANI STRIP KIT), place correctly the profile and press it without hitting / apply the equipment double-sided butyl tape on the back of the profile (PROSANI STRIP), apply the silicone along the floor-wall joint and place the profile.



FLEXIBLE WHITE VINYL RESIN
roll 25 lm

Article	LxH mm	€/lm	€/Roll
PSS 10	10 X 10	3,34	83,50

COLOURS



PROSANI STRIP KIT ROLL - WHITE
roll 3,5 lm

Article	LxH mm	€/lm	€/Roll
PSS 1035	11 X 11	0,74	2,59

© 2019 All rights reserved by Progress Profiles, Printed in Italy

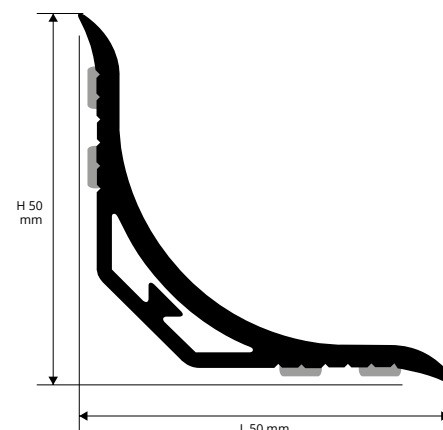
PROSEAL 50 is a cove-shaped profile in shockproof non - toxic coextruded coloured vinyl resin particularly suitable to ensure cleanliness and hygiene in public and industrial environments. Its particular section and the availability in two different colours and special pieces, such as internal and external corners, end caps and joints, make **PROSEAL 50** a much sought-after profile that allows a workmanlike application.

PROSEAL 50

SHOCKPROOF NON - TOXIC COEXTRUDED COLORED VINYL RESIN



PSA 50-... / PSA 50-... A
scale 1:1



Internal seal hygienic profiles

COEXTRUDED VINYL RESIN NON-TOXIC SHOCKPROOF
bar length 2,5 lm


Article	€/lm	€/Pc
PSA 50-... pack. 40 lm	7,35	18,38
PSA 50-... A pack. 30 lm (with adhesive)	10,16	25,40

Available in the colours: 01 - 03 - 04.
The code of the selected colour must be added to the article code.
E.g.: PSA 50-... (chosen colour white) PSA 50-01.




AVAILABLE MINIMUM QUANTITY 100 PCS
by colour and height (price and delivery time to be agreed)

COLOURS



EXAMPLES AND INSTRUCTIONS FOR LAYING METHODS



1. Choose "PROSEAL 50" according to the tile thickness and desired finish. 2. Cut "PROSEAL 50" to the desired length. 3. Remove carefully any remains of oil, fat and dirt from the surface where the profile will be laid. 4. When the surface is perfectly dry, remove the protective film (version with adhesive), place the profile and press it without hitting / apply the double-sided butyl tape on the back of the profile (version without adhesive), apply the silicone along the floor-wall joint and place the profile.

© 2019 All rights reserved by Progress Profiles. Printed in Italy

CORNERS and END CAPS

NON - TOXIC VINYL RESIN

INTERNAL / EXTERNAL CORNER AND END CAPS (for PROSEAL 50)

Article	€/Pack. 2 Pcs	€/Pack. 10 Pcs
TRI 50-... (internal corner)	7,42	35,04
TRE 50-... (external corner)	7,42	35,04
TRT 50-... (three-ways)	7,42	35,04
TRC 50-... (end cap)	7,42	35,04
TGN 50-... (joints)	7,42	35,04

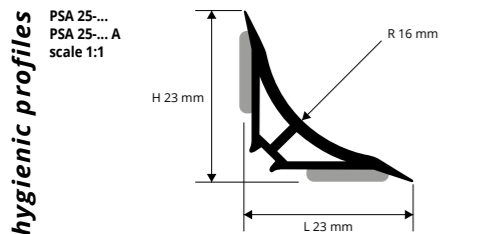
Available in the colours: 01 - 03 - 04.
The code of the selected colour must be added to the article code.
E.g.: TRI 50-... (chosen colour white) TRI 50-01.



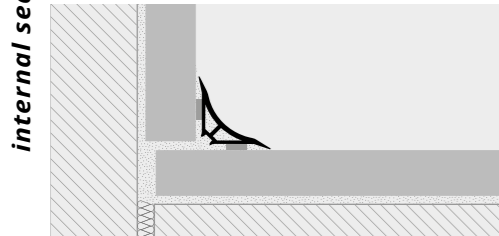
PROSEAL 25

SHOCKPROOF NON - TOXIC COEXTRUDED COLORED VINYL RESIN

PROSEAL 25 is a cove-shaped profile in shockproof non - toxic coextruded coloured vinyl resin particularly suitable to ensure cleanliness and hygiene in public and industrial environments. Its particular section and the availability in three different colours and special pieces, such as internal and external corners, end caps and joints, make **PROSEAL 25** a much sought-after profile that allows a workmanlike application.



EXAMPLES AND INSTRUCTIONS FOR LAYING METHODS



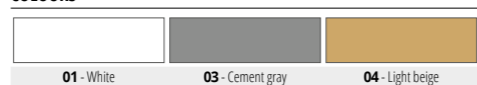
1. Choose "PROSEAL 25" according to the tile thickness and desired finish. 2. Cut "PROSEAL 25" to the desired length. 3. Remove carefully any remains of oil, fat and dirt from the surface where the profile will be laid. 4. When the surface is perfectly dry, remove the protective film (version with adhesive), place the profile and press it without hitting / apply the double-sided butyl tape on the back of the profile (version without adhesive), apply the silicone along the floor-wall joint and place the profile.

COEXTRUDED VINYL RESIN NON-TOXIC SHOCKPROOF
bar length 2,5 lm

Article	€/lm	€/Pc
PSA 25-... Pack. 50 lm	3,39	8,48
PSA 25-... A Pack. 50 lm (with adhesive)	5,40	13,50

Available in the colours: 01 - 03 - 04.
The code of the selected colour must be added to the article code.
E.g.: PSA 25-... (chosen colour white) PSA 25-01..

COLOURS



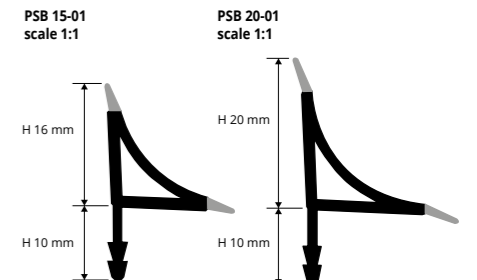
PROSEAL KIT 25 (1 Pc of 1,80 LM + 2 Pcs of 0,90 lm + 2 INTERNAL CORNERS and 2 END CAPS 1 R and 1 L)

Description	Article	€/KIT
Kit PROSEAL 25	KTPSA 25-01	27,81
1 Pc PROSEAL 25 of 1,80 lm	PSA 25-01	
2 Pcs PROSEAL 25 of 0,90 lm	PSA 25-01	
2 Internal corner	TRI 25-01	
2 End caps	TRC 2501	

PROBATH is a cove-shaped profile in shockproof non - toxic coextruded white vinyl resin particularly suitable to ensure cleanliness and hygiene along the connection between the wall tile coverings and sinks, bathtubs and shower trays. Its particular section and the availability in two different height and special pieces, such as internal and external corners, (only for PSB-20) end caps and joints, make **PROBATH** a much sought-after and easy to lay profile that allows a workmanlike application.

PROBATH

SHOCKPROOF NON - TOXIC COEXTRUDED VINYL RESIN




CO-EXTRUDED VINYL RESIN NON - TOXIC IMPACT - RESISTANT
bar length 2,5 lm - pack 40 Pcs - 100 lm

Article	H mm	€/lm	€/Pc
PSB 15-01	15	3,61	9,03
PSB 20-01	20	4,64	11,60

AVAILABLE ONLY IN WHITE

COLOURS

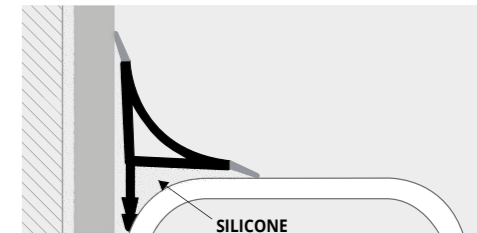


FOR OTHER COLORS MINIMUM ORDER 1000 lm

PROBATH KIT (1 PC of 1,80 LM + 2 PCS of 0,90 LM + 2 INTERNAL CORNERS and 2 END CAPS 1 R and 1 L)

Description	Article	€/KIT
Kit PROBATH	KTPSB 20-01	27,30
1 Pc PROBATH of 1,80 lm	PSB 20-01	
2 Pc PROBATH of 0,90 lm	PSB 20-01	
2 Internal Corner	TRI 25-01	
2 End caps	TRC 25-01	

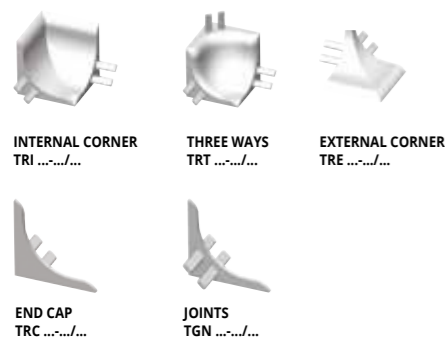
EXAMPLES AND INSTRUCTIONS FOR LAYING METHODS



1. Choose "PROBATH" according to the desired height. 2. Cut "PROBATH" to the desired length. 3. Remove carefully any remains of oil, fat and dirt from the surface where the profile will be laid. 4. When the surface is perfectly dry apply the silicone on the back of the profile and place it without hitting.

CORNERS, END CAPS and THREE-WAYS JOINTS


NON - TOXIC VINYL RESIN



INTERNAL / EXTERNAL CORNERS AND END CAPS (for PROSEAL 25)

Article	€/Pack. 2 Pcs	€/Pack. 10 Pcs
TRI 25-... (internal corner)	4,53	21,53
TRE 25-... (external corner)	4,53	21,53
TRT 25-... (three - ways)	4,53	21,53
TRC 25-... (end cap)	4,12	20,60
TGN 25-... (joints)	4,12	20,60

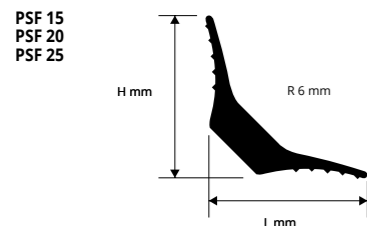
Available in the colours: 01 - 03 - 04.
The code of the selected colour must be added to the article code.
E.g.: TRI 25-... (chosen colour white) TRI 25-01.



PROSEAL FLEX

NON-TOXIC FLEXIBLE VINYL RESIN

PROSEAL FLEX is a flexible non-toxic vinyl resin profile suitable to realize cove-shaped connection with resilient flooring in public and industrial environments. Its particular section makes **PROSEAL FLEX** a very sought after profile that allows a workmanlike application.



INSTRUCTIONS FOR LAYING

1. Apply a suitable adhesive for resilient flooring on the support. 2. Place "PROSEAL FLEX" over the adhesive. 3. Apply the adhesive on the profile and the support and lay the resilient flooring.



FLEXIBLE BLACK NON-TOXIC VYNIL RESIN
bar length 2,5 lm - pack. 40 Pcs - 100 lm

Article	L x H mm	€/lm	€/Pc
PSF 15-11	15x15	1,03	2,58
PSF 20-11	20x20	1,24	3,10
PSF 25-11	25x25	1,55	3,88

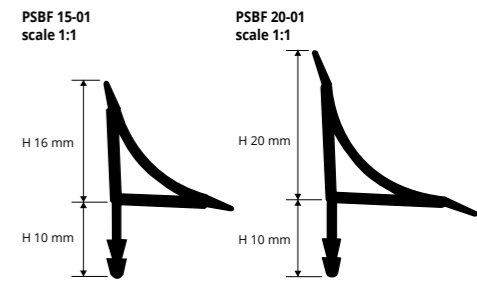
COLOURS



PROBATH FLEX is a cove-shaped profile in shockproof non - toxic flexible white vinyl resin particularly suitable to ensure cleanliness and hygiene along the connection between the wall tile coverings and sinks, bathtubs and shower trays. Its particular section and the availability in two different height and special pieces, such as internal and external corners, (only for PSB-20) end caps and joints, make **PROBATH FLEX** a much sought-after and easy to lay profile that allows a workmanlike application.

PROBATH FLEX

SHOCKPROOF NON - TOXIC FLEXIBLE VINYL RESIN




FLEXIBLE WHITE VYNIL RESIN

bar length 2,5 lm - pack 40 Pcs - 100 lm

Article	H mm	€/lm	€/Pc
PSBF 15-01	15	4,22	10,55 *
PSBF 20-01	20	5,25	13,13

AVAILABLE ONLY IN WHITE

COLOURS



1. Choose "PROBATH FLEX" according to the desired height. 2. Cut "PROBATH FLEX" to the desired length. 3. Remove carefully any remains of oil, fat and dirt from the surface where the profile will be laid. 4. When the surface is perfectly dry apply the silicone on the back of the profile and place it without hitting.

CORNERS, END CAPS and THREE-WAYS JOINTS


NON-TOXIC VINYL RESIN

CORNERS INTERNAL / EXTERNAL, THREE-WAYS, JOINTS AND END CAP

Article	€/Pack. 2 Pcs	€/Pack. 10 Pcs
TRI 25-01 (internal corner)	4,53	21,53
TRE 25-01 (external corner)	4,53	21,53
TRT 25-01 (three-ways)	4,53	21,53
TRC 25-01 (end cap)	4,12	20,60
TGN 25-01 (joints)	4,12	20,60

CORNERS INTERNAL / EXTERNAL AND END CAP - (for PSB 15 - PSBF 15)

Article	€/Pack. 2 Pcs	€/Pack. 10 Pcs
TPSB 15-01	4,12	20,60
RIPSB 15-01 (internal corner)	4,53	21,53
REPSB 15-01 (external corner)	4,53	21,53



* = Production on demand with minimum quantity of 100 pcs. Delivery time 4/5 weeks. Price to agree

Prices are referred to whole packs, 10% increase for minimum orders of 10 Pcs, 20% increase for orders of less than 10 Pcs.



© 2019 All rights reserved by Progress Profiles. Printed in Italy

© 2019 All rights reserved by Progress Profiles. Printed in Italy

PROKERLAM LINE is a Y-shaped profile in anodized and polished aluminium suitable to protect the external corners of coverings in low thickness. It can be used like connection profile between step tread and riser of stairs coated with ceramic and mosaic with low thickness. Its particular section and the availability in three different heights and finishes and special pieces such as internal and external corners, end caps and joints make **PROKERLAM LINE** a much sought-after profile that allows a workmanlike application even with low thickness coverings.

PROKERLAM LINE

ANODIZED AND POLISHED ALUMINIUM
SILVER, CHROME AND GOLD



COLOURS



ANODIZED SILVER ALUMINIUM thermo packed

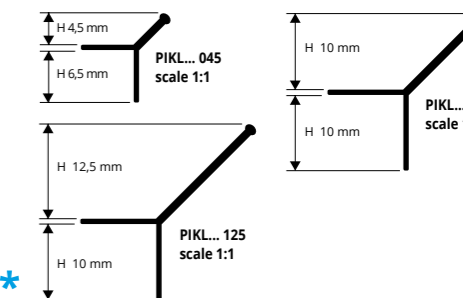
bar length 2,7 lm - pack. 40 Pcs - 108 lm

Article	H mm	€/lm	€/Pc
PKLLAA 045	4,5	4,23	11,42
PKLLAA 10	10	5,12	13,82
PKLLAA 125	12,5	5,56	15,01

POLISHED CHROME ALUMINIUM / GOLD thermo packed

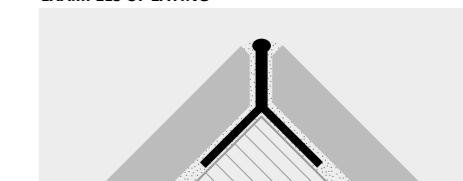
bar length 2,7 lm - pack. 40 Pcs - 108 lm

Article	H mm	€/lm	€/Pc
PKLLBO 045	4,5	7,09	19,14
PKLLBC 045	4,5	7,09	19,14
PKLLBC 10	10	8,76	23,65
PKLLBC 125	12,5	9,37	25,30



profiles for low thicknesses

EXAMPLES OF LAYING



PROTERMSTEP ACC is a profile for stair in polished and satin finish stainless steel AISI 304/1.4301-V2A. The profile protects the tread and cover the joint between the tread and the riser of the step. It can also be used overturned and for this reason it is suitable for two different tile thickness. Its particular geometry and the availability of two finishes and different heights make **PROTERMSTEP ACC** suitable for every kind of stair with ceramic, terracotta floorings, wood and natural stone coverings.

PROTERMSTEP ACC

POLISHED AND SATIN FINISH STAINLESS
STEEL AISI 304/1.4301-V2A

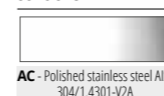


POLISHED STAINLESS ST. AISI 304/1.4301-V2A with protective film

bar length 2,7 lm - pack. 15 Pcs - 40,5 lm

Article	h / H mm	€/lm	€/Pc
PTSPAC 0815	08 / 15	14,81	39,99
PTSPAC 10125	10 / 12,5	14,81	39,99
PTSPAC 1530	15 / 30	28,35	76,55
PTSPAC 2025	20 / 25	28,35	76,55

COLOURS



AC - Polished stainless steel AISI 304/1.4301-V2A

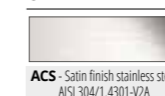


SATINATED STAINLESS STEEL AISI 304/1.4301-V2A

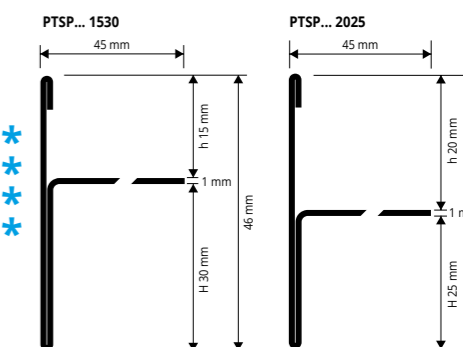
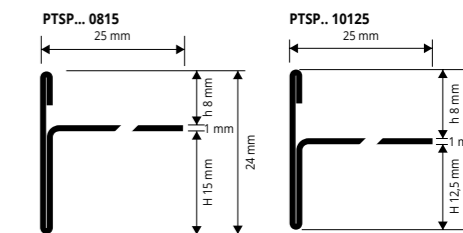
bar length 2,7 lm - pack. 15 Pcs - 40,5 lm

Article	h / H mm	€/lm	€/Pc
PTSPACS 0815	08 / 15	19,25	51,98
PTSPACS 10125	10 / 12,5	19,25	51,98
PTSPACS 1530	15 / 30	36,85	99,50
PTSPACS 2025	20 / 25	36,85	99,50

ON DEMAND



ACS - Satin finish stainless steel AISI 304/1.4301-V2A



INSTRUCTIONS FOR LAYING METHODS

1. Choose "PROTERMSTEP ACC" according to the tile thickness and desired finish. 2. Cut "PROTERMSTEP ACC" to the desired length. 3. Lay the raiser of the step and apply the adhesive on the support where the profile will be laid. 4. Press the anchoring flange of "PROTERMSTEP ACC" into the adhesive. 5. Lay the tiles aligning them with the profile leaving a 2 mm joint. Remove immediately all remains of adhesive from the surface of the profile. 6. Fill the joints between the profile and the tiles with grout, in order to avoid water stagnation. Remove immediately all the remains of grout from the surface of the profile.


ANGLE AND JOINT

CORNER - pack. 10 Pcs

Article	h / H mm	€/Pc	€/Pack.
REPTSAC 0815	08 / 15	34,64	346,40
REPTSAC 10125	10 / 12,5	34,64	346,40
REPTSAC 1530	15 / 30	34,64	346,40
REPTSAC 2025	20 / 25	34,64	346,40

JOINT H 10 - 12,5 - 15 - 20 mm - pack. 10 Pcs

Article	h / H mm	€/Pc	€/Pack.
GIPTSAC 0815	08 / 15	6,34	63,40
GIPTSAC 10125	10 / 12,5	6,34	63,40
GIPTSAC 1530	15 / 30	6,34	63,40
GIPTSAC 2025	20 / 25	6,34	63,40



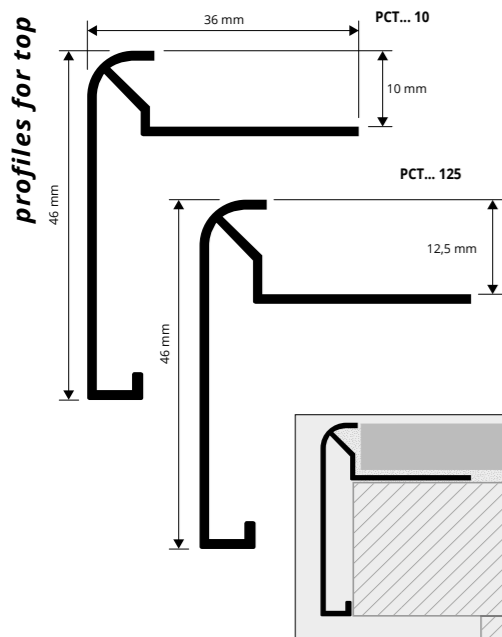
* = Production on demand with minimum quantity of 100 pcs. Delivery time 4/5 weeks. Price to agree

Prices are referred to whole packs, 10% increase for minimum orders of 10 Pcs, 20% increase for orders of less than 10 Pcs.

PROTOP

ANODIZED AND POLISHED ALUMINIUM

PROTOP is a rounded profile in anodized and polished aluminium. The profile protects the tile edges and decorates the countertops of kitchens realized with ceramic. Its particular section and elegance, the availability of three different finishes and special pieces such as internal and external corner at 90° and 135°, make **PROTOP** a much sought-after profile that allows an elegant workmanlike application.



ANODIZED SILVER ALUMINIUM
bar length 2,7 lm - pack. 10 Pcs - 27 lm

Article	H mm	€/lm	€/Pc
PCTAA 10	10	10,68	28,84
PCTAA 125	12,5	10,95	29,57



POLISHED TITANIUM ALUMINIUM
bar length 2,7 lm - pack. 10 Pcs - 27 lm

Article	H mm	€/lm	€/Pc
PCTBT 10	10	17,82	48,11
PCTBT 125	12,5	18,09	48,84

POLISHED CHROME ALUMINIUM
bar length 2,7 lm - pack. 10 Pcs - 27 lm

Article	H mm	€/lm	€/Pc
PCTBC 10	10	17,82	48,11
PCTBC 125	12,5	18,09	48,84

COLOURS

AA - Anodized silver alum. BT - Polished titanium alum. BC - Polished chrome alum.

EXAMPLES AND INSTRUCTIONS FOR LAYING METHODS
1. Choose "PROTOP" according to the tile thickness and desired finish. 2. Cut "PROTOP" to the desired length and apply the adhesive on the support where the profile will be laid. 3. Press the anchoring flange of "PROTOP" into the adhesive. 4. Lay the tiles, aligning them with the profile leaving a 2 mm joint. Remove immediately all remains of adhesive from the surface of the profile. 5. Fill the joints between the profile and the tiles with grout, in order to avoid water stagnation. Remove immediately all the remains of grout from the surface of the profile.

CORNERS

INTERNAL / EXTERNAL CORNERS ANODIZED SILVER ALUMINIUM
pack. 10 Pcs

Article	€/Pc	€/Pack.
EPCTAA 90 (external 90°)	15,66	156,60
IPCTAA 90 (internal 90°)	15,66	156,60
EPCTAA 135 (external 135°)	15,66	156,60
IPCTAA 135 (internal 135°)	15,66	156,60

INTERNAL / EXTERNAL CORNERS POLISHED TITANIUM ALUMINIUM
pack. 10 Pcs

Article	€/Pc	€/Pack.
EPCTBT 90 (external 90°)	18,51	185,10
IPCTBT 90 (internal 90°)	18,51	185,10
EPCTBT 135 (external 135°)	18,51	185,10
IPCTBT 135 (internal 135°)	18,51	185,10

INTERNAL / EXTERNAL CORNERS POLISHED CHROME ALUMINIUM
pack. 10 Pcs

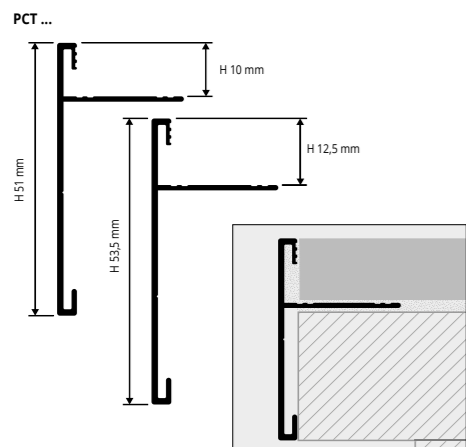
Article	€/Pc	€/Pack.
EPCTBC 90 (external 90°)	18,51	185,10
IPCTBC 90 (internal 90°)	18,51	185,10
EPCTBC 135 (external 135°)	18,51	185,10
IPCTBC 135 (internal 135°)	18,51	185,10



PROTOP T

ANODIZED AND POLISHED ALUMINIUM

PROTOP T is a square profile in anodized and polished aluminium. The profile protects the tile edges and decorates the countertops of kitchens realized with ceramic. Its particular section and elegance, the availability of two different finishes and special pieces such as internal and external corner at 90° and 135°, make **PROTOP T** a much sought-after profile that allows an elegant workmanlike application.



ANODIZED SILVER ALUMINIUM
bar length 2,7 lm - pack. 10 Pcs - 27 lm

Article	H mm	€/lm	€/Pc
PCTAA 10T	10	10,68	28,84
PCTAA 125T	12,5	10,95	29,57



POLISHED CHROME ALUMINIUM
bar length 2,7 lm - pack. 10 Pcs - 27 lm

Article	H mm	€/lm	€/Pc
PCTBC 10T	10	17,82	48,11
PCTBC 125T	12,5	18,09	48,84

INTERNAL / EXTERNAL CORNER ANODIZED SILVER ALUMINIUM
pack. 10 Pcs

Article	€/Pc	€/Pack.
IEPCTAA 12590T (90°)	15,66	156,60
IEPCTAA 1090T (90°)	15,66	156,60
IEPCTAA 10135T (135°)	15,66	156,60
IEPCTAA 125135T (135°)	15,66	156,60

INTERNAL / EXTERNAL CORNER ANODIZED CHROME ALUMINIUM
pack. 10 Pcs

Article	€/Pc	€/Pack.
IEPCTBC 12590T (90°)	15,66	156,60
IEPCTBC 1090T (90°)	15,66	156,60
IEPCTBC 10135T (135°)	15,66	156,60
IEPCTBC 125135T (135°)	15,66	156,60

COLOURS

AA - Anodized silver alum. BC - Polished chrome alum.



EXAMPLES AND INSTRUCTIONS FOR LAYING METHODS
1. Choose "PROTOP T" according to the tile thickness and desired finish. 2. Cut "PROTOP T" to the desired length and apply the adhesive on the support where the profile will be laid. 3. Press the anchoring flange of "PROTOP T" into the adhesive. 4. Lay the tiles, aligning them with the profile leaving a 2 mm joint. Remove immediately all remains of adhesive from the surface of the profile. 5. Fill the joints between the profile and the tiles with grout, in order to avoid water stagnation. Remove immediately all the remains of grout from the surface of the profile.

© 2010 All rights reserved by Progress Profiles. Printed in Italy

© 2010 All rights reserved by Progress Profiles. Printed in Italy

